



Counting Trucks

FMCS Certified and Compliant.

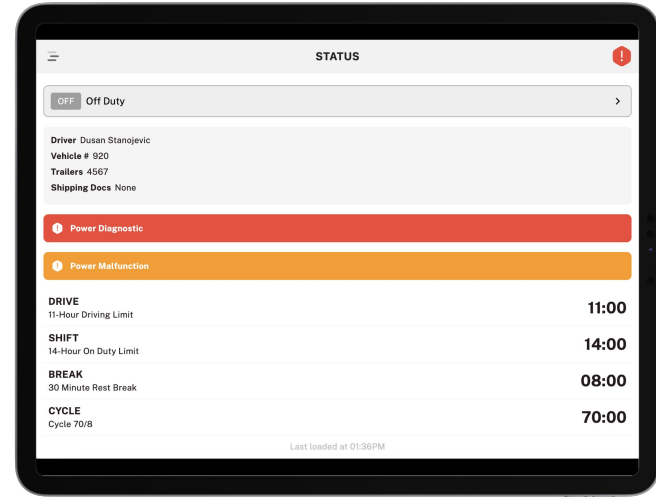
Our Electronic Logging Device - ELD system fully complies with the FMCSA's Electronic Logging Device (ELD) Rule 49 CFR .

ELD Components

Logging Device



Driver App & Tablet



Connection guide



Counting Trucks

1. Locate the connection port

The diagnostic port is usually located under the main dashboard on the drivers side. You will need an appropriate cable to establish the connection (6pin, 9pin, obd2).

2. Setup the Logging Device

Install the Logging device by connecting it to the previously located ECM Diagnostic port.

3. Login into the Driver application

Download and Login into the Driver application on your device.

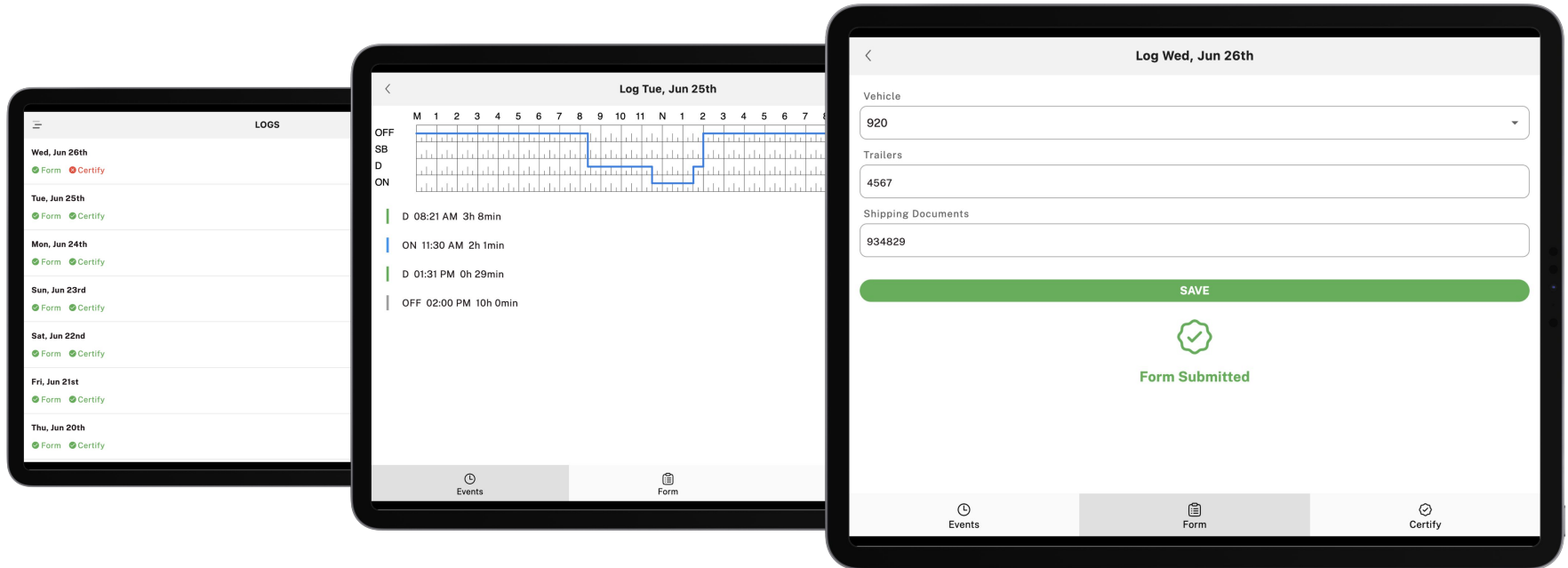
4. Connect the Driver application to the logging device

Press the connect button located on the top right of the status page and enter the mac of your logging device, after you receive the confirmation message the connect button should switch to a green color and you are ready to go!

Logs

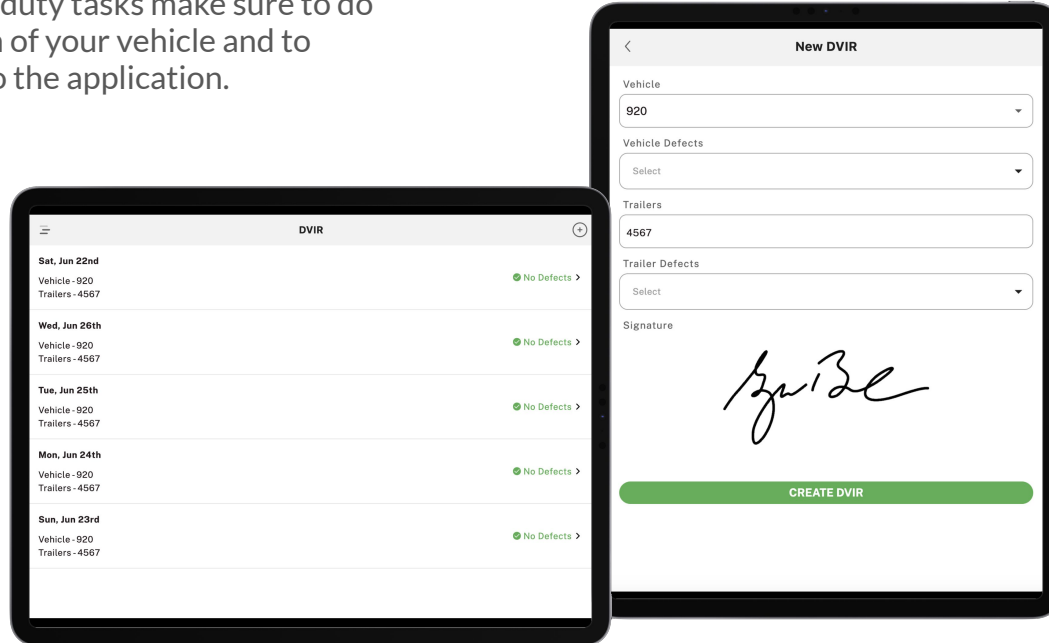
Counting Trucks

Take the time each day to submit the form for the day properly updating your truck and trailer information.



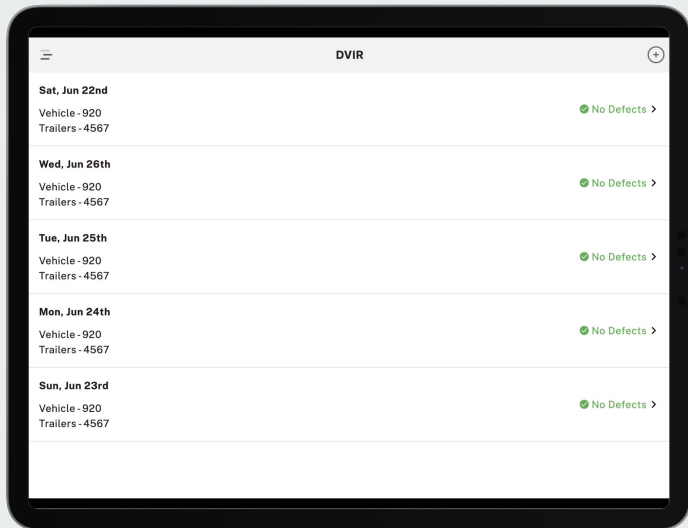
DVIRs

Before performing duty tasks make sure to do a proper inspection of your vehicle and to enter the DVIR into the application.

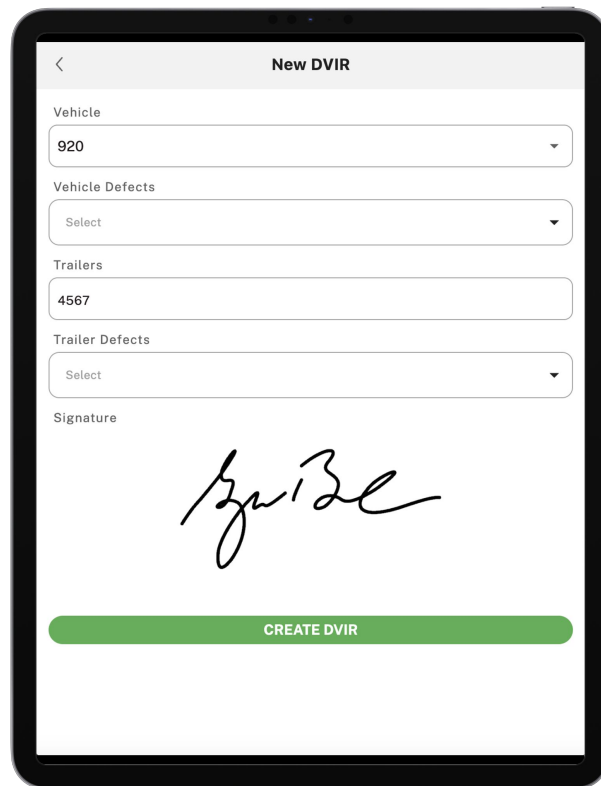


DVIRs

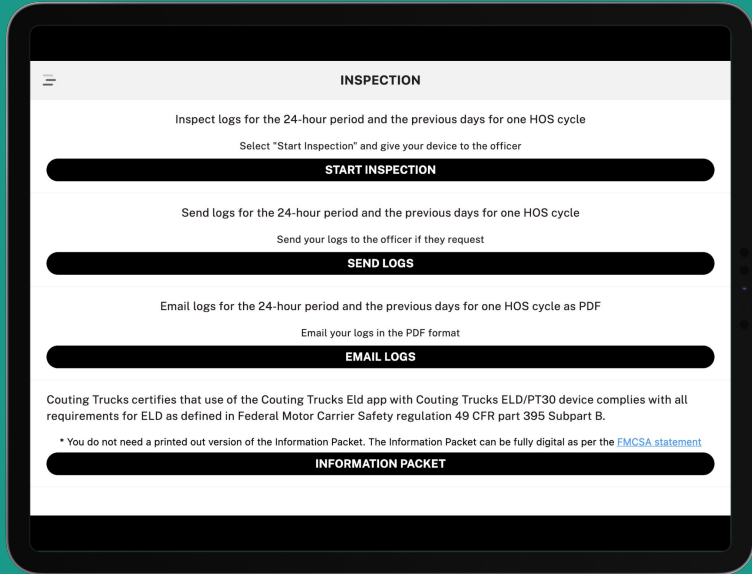
Before performing duty tasks make sure to do a proper inspection of your vehicle and to enter the DVIR into the application.



Counting Trucks



DOT Inspection



Counting Trucks

DOT Inspections made simple

Roadside Inspection:

- Open the Driver Application
- Select "Inspection" from the sidebar
- Press "Start Inspection" on the first card
- Confirm you're performing an inspection
- Present the device to the Officer

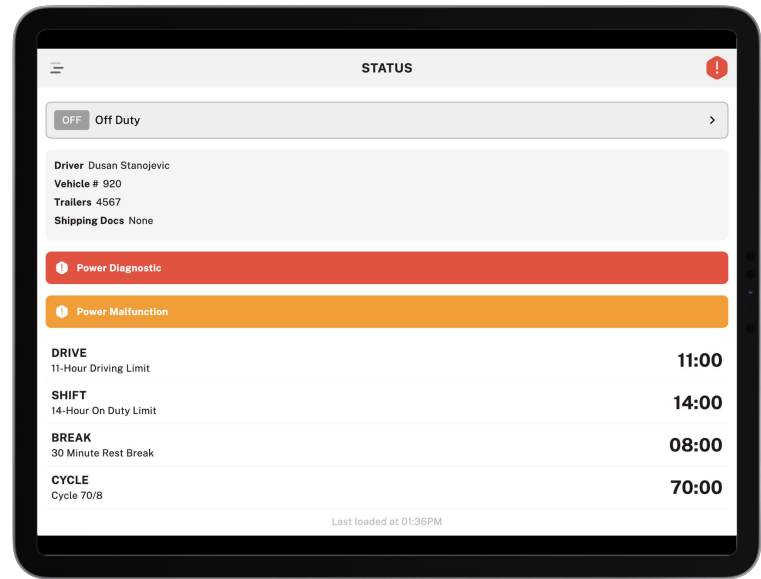
Sending Logs:

- Open the Driver Application
- Select "Inspection" from the sidebar
- Press "Send Logs" button
- Enter the comment provided by the officer
- Select "Send" and confirm details
- Wait for transmission confirmation

Malfunctions

Malfunctions and diagnostic indicators are located on the status page, this is the main page of the Driver Application that opens when you log in.

These indications are useful tools that help you diagnose potential issues and help you stay compliant with the ELD rule.



When encountered Drivers Should

- Notify carrier immediately
- Start tracking the paper logs for the last 7 days

When encountered Carriers Should

- Resolve technical issues promptly
- If unresolved in 8 days, request FMCSA extension
- Ensure driver maintains paper logs until ELD is functional