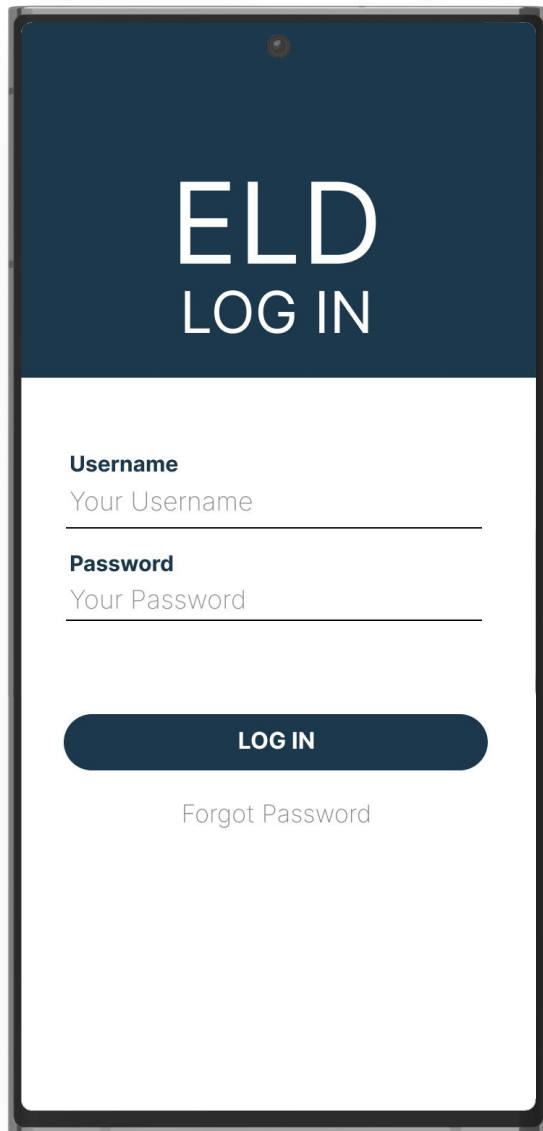




Quick Guide

DSG ELOGS

Download the Logbook App



Download the app to a compatible smartphone or tablet.

The mobile device you choose to run the app must have a data plan.

Once installed, log into the app with your username and password.

Automatic Driver Logs

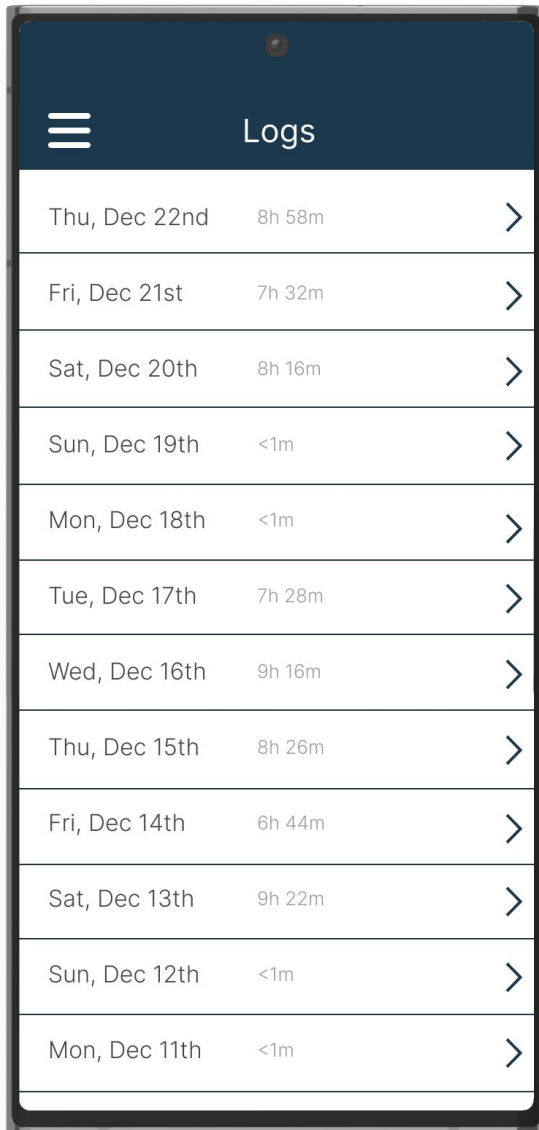
ELD captures your driving time automatically every time the vehicle moves at a speed of 5 or more miles per hour, and the app will set your status to Driving. If the vehicle does not move for more than five minutes, you will be asked if you want to switch your status. Upon lack of response, your status will change to On Duty.

Go to Status from the main menu to change your status when appropriate-while driving, this and other features are blocked for your protection.

REMAINING
07:34



Log Management and Certification

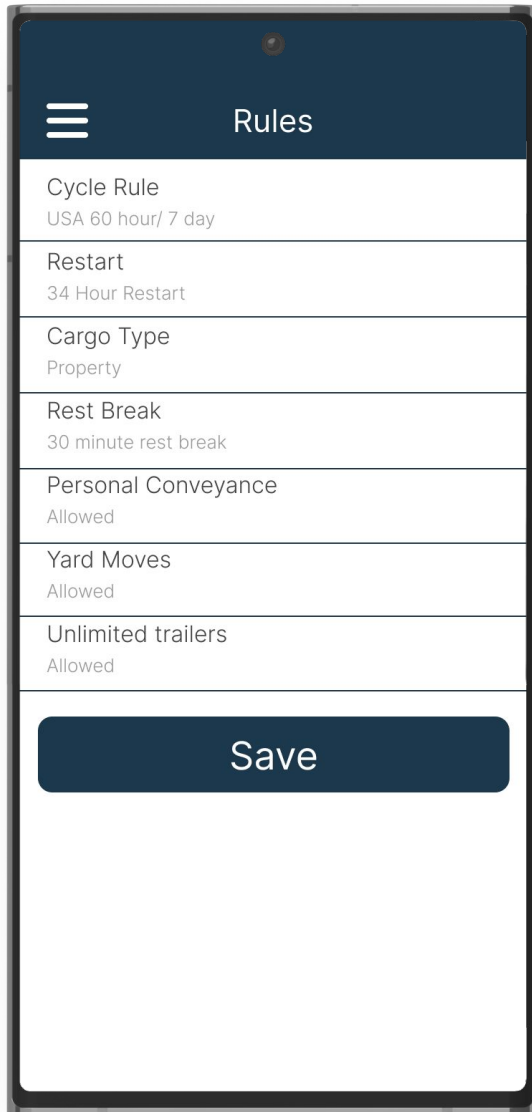


The screenshot shows a smartphone interface with a dark blue header containing a hamburger menu icon and the title 'Logs'. Below the header is a list of log entries, each with a date, duration, and a right-pointing chevron icon. The entries are as follows:

Date	Duration	Action
Thu, Dec 22nd	8h 58m	>
Fri, Dec 21st	7h 32m	>
Sat, Dec 20th	8h 16m	>
Sun, Dec 19th	<1m	>
Mon, Dec 18th	<1m	>
Tue, Dec 17th	7h 28m	>
Wed, Dec 16th	9h 16m	>
Thu, Dec 15th	8h 26m	>
Fri, Dec 14th	6h 44m	>
Sat, Dec 13th	9h 22m	>
Sun, Dec 12th	<1m	>
Mon, Dec 11th	<1m	>

Go to Logs from the main menu to view your records for the past fourteen days. Tap on any log to review the information, make edits, add annotations, or sign the log. To sign, tap the Certify button at the lower right corner.

Stay Compliant with HOS Rules



Go to Rules from the main menu to access information about HOS compliance. Your cycle, applicable HOS rules, cargo type, etc., are displayed for your convenience. Approval of Yard Move and Personal Use Off-Duty statuses is also available on this screen.