


EGREEN ELD



MANUAL

MAIN FEATURES

Mobile Driver App

Driver's Hours of Service

Intra-, Interstate, and Cross-Border HOS Regulations

Logs Certification

DOT Compliance and Roadside Inspection Mode

HOS Rules

Driver Vehicle Inspection Reports

Fleet Manager Portal

Compliance Dashboard

Driver's RODS

HOS Violations

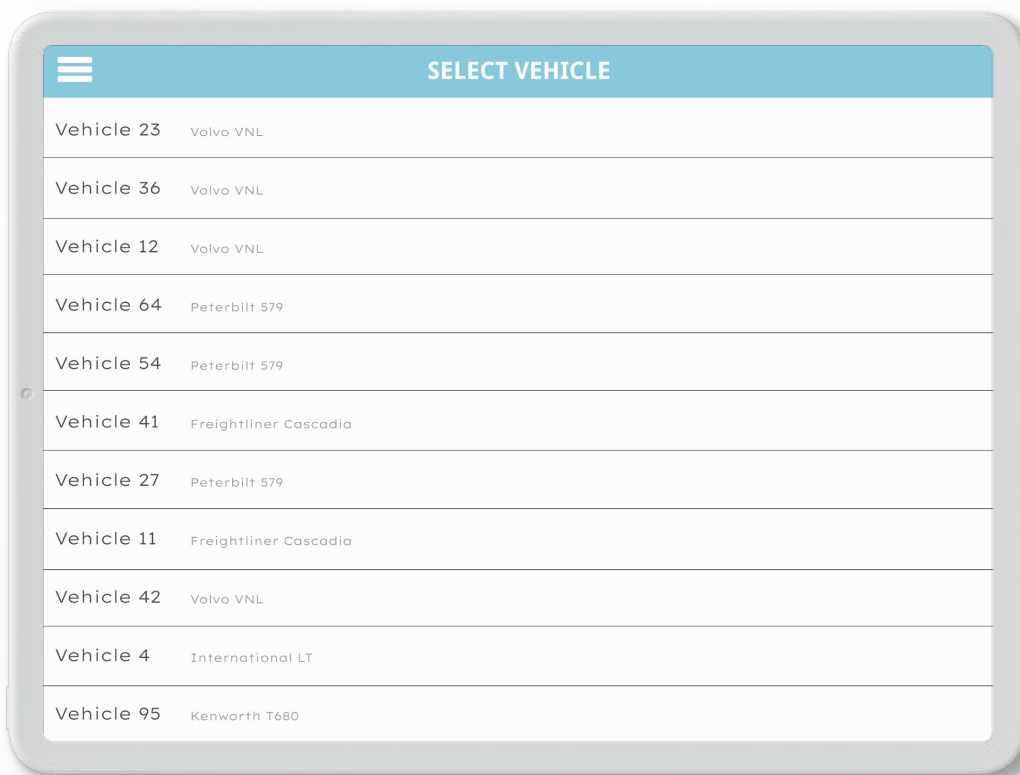
GPS Fleet Tracking

IFTA Mileage Calculations

Set Up the Electronic Logging System

The fleet manager must create login credentials for each driver through the online portal.

The driver must connect the ELD device to the vehicle's ECM port with a 6-pin, 9-pin, or OBDII cable and log into the logbook app. A list of vehicles will be displayed. The driver must choose the vehicle they are using that shift. The mobile device will synchronize with the ELD hardware via Bluetooth.



Automatic Records of Duty Status

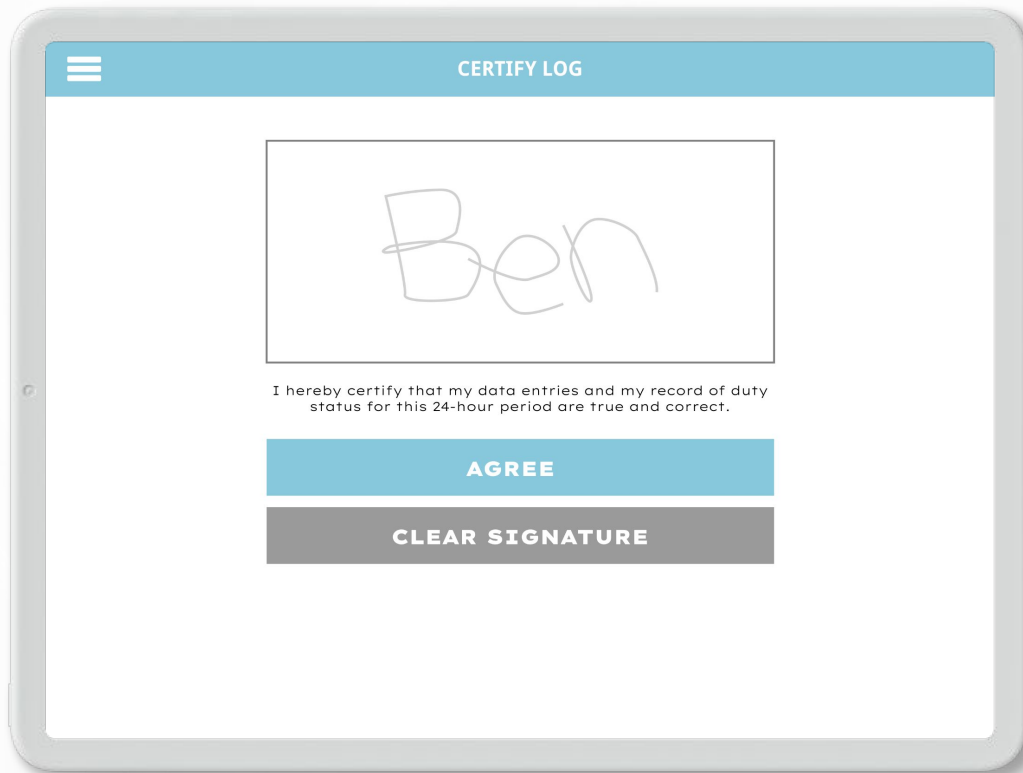
Once the ELD system has been set up, driving time will be recorded automatically. Following federal regulations, any movement at 5 mph or faster will be considered driving. When not in motion, the driver can choose a different duty status.

On-duty limits, available driving time, and required breaks and off-duty periods will be calculated automatically and displayed for the driver on the Status section and for the fleet manager through the online portal.

Fleet drivers can configure Yard Move and Personal Conveyance as acceptable statuses for their drivers.

Log Certification

Drivers must sign their RODS once they have reviewed and confirmed the information. They can do so from the Logs section by opening a log and tapping on Certify. Draw the signature. If the result is unsatisfactory, tap on Clear Signature and try again. Once the signature is correct, tap on Agree.



Off-line Logs

Cellular signals might be weak, intermittent, or disconnected in certain situations. During a loss of signal, the ELD device will continue to collect log information.

The logs will be safely recorded and displayed for the fleet manager once the cellular connection is restored.

Online Fleet Manager Portal

The online portal can be accessed from any browser. Log in with your credentials and enter the required information about the company.

- Monitor drivers' status in real time.
- View driver and vehicle information.
- Download logs in PDF format.
- Transfer logs to an FMCSA officer.
- View historical logs.
- Review HOS violations.
- Access drivers' vehicle inspection reports.
- Manage access levels.

