



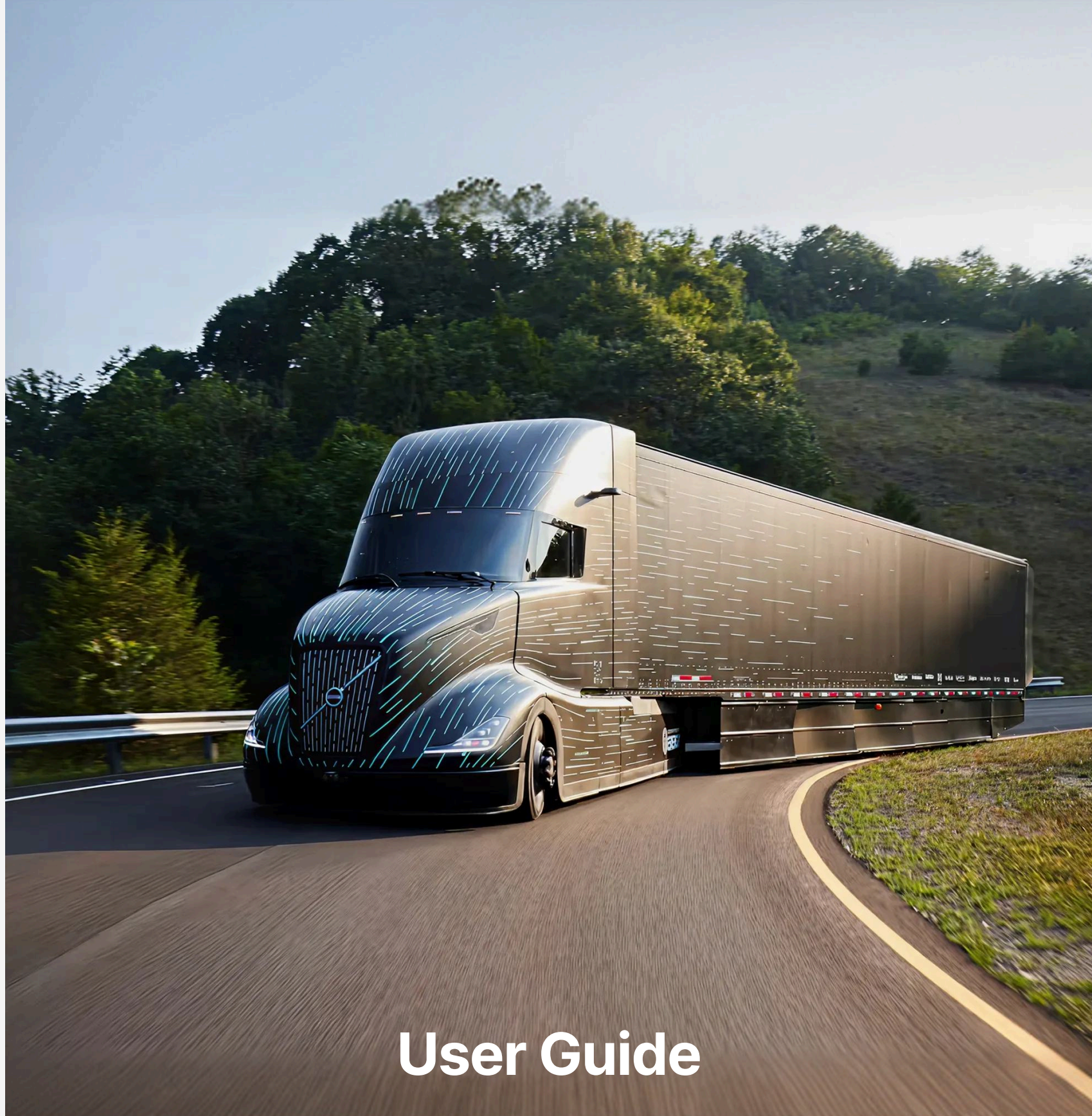
220 W Campus Dr Unit D,  
Arlington Heights, IL 60004  
REMAX LLC



**Customer Support Contact**

 +1 (773) 682-5594

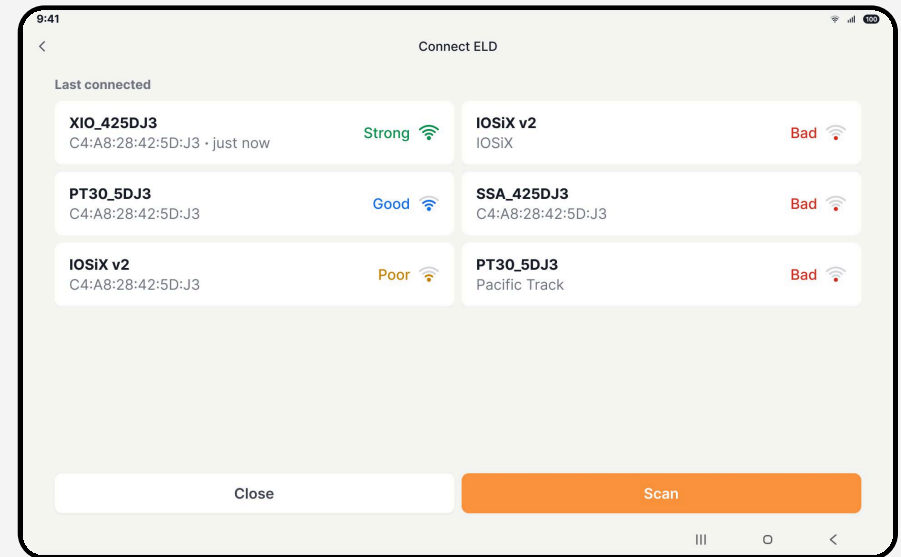
 [info@remaxeld.com](mailto:info@remaxeld.com)



# User Guide

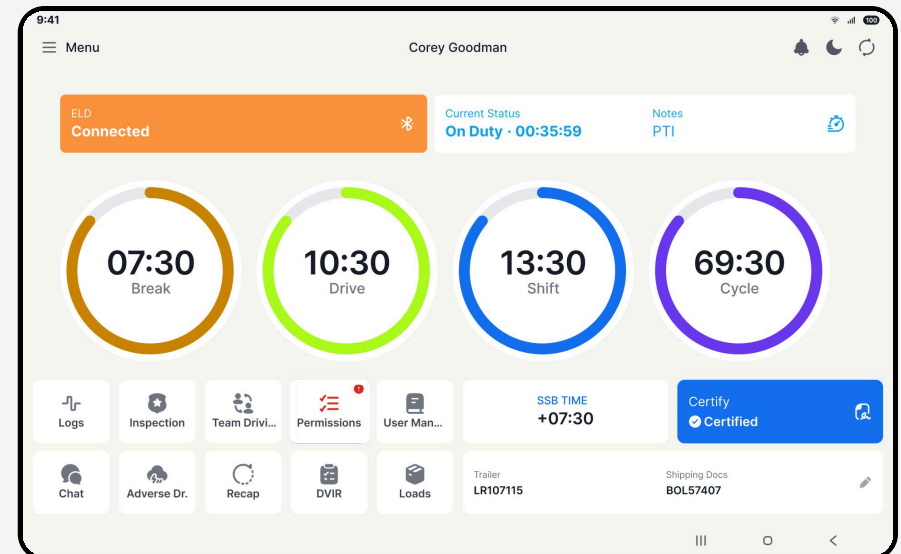
## 1 Select your ELD device.

Choose your ELD from the list of available devices, each showing its signal strength.



## 2 Your ELD is now connected.

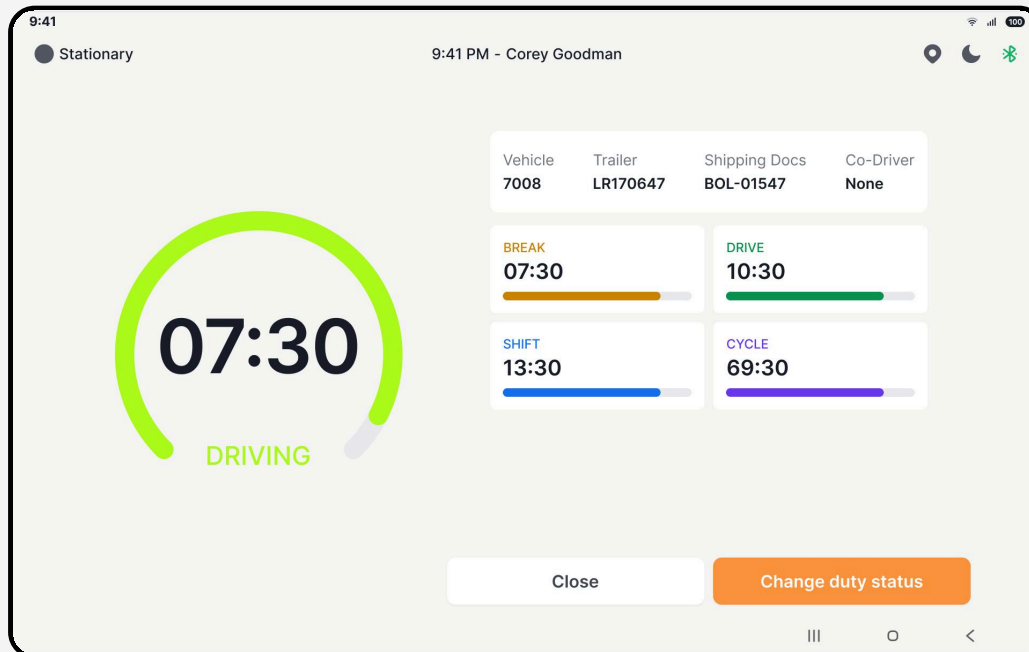
A green "Connected" light on the dashboard indicates your ELD is successfully linked and ready to use.



# Using ELD while driving.

## 1 Automated tracking of driving time.

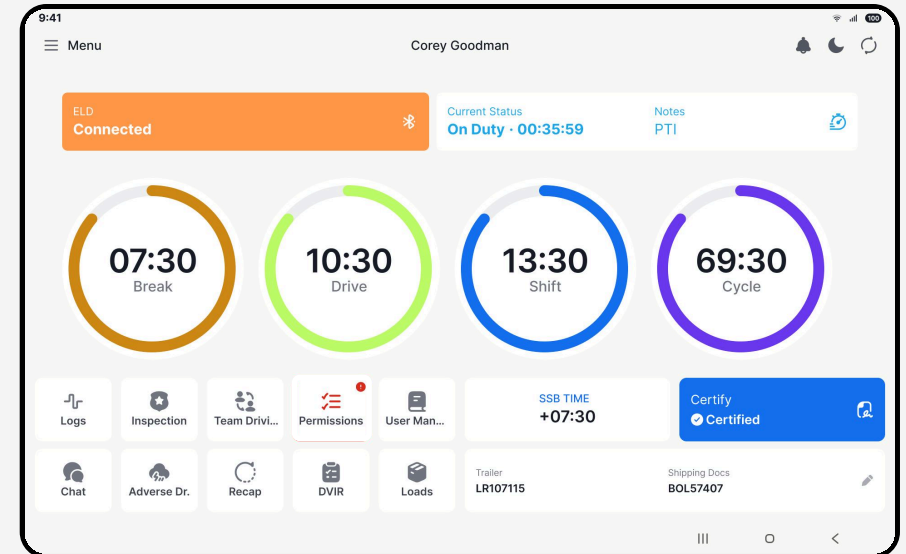
Your driving time is automatically recorded when your ELD is connected. When you reach speeds of 5 mph or more, your status changes to "Driving." If you drop below 5 mph and remain stationary for 6 minutes, it switches to "On Duty."



# Using an ELD while driving.

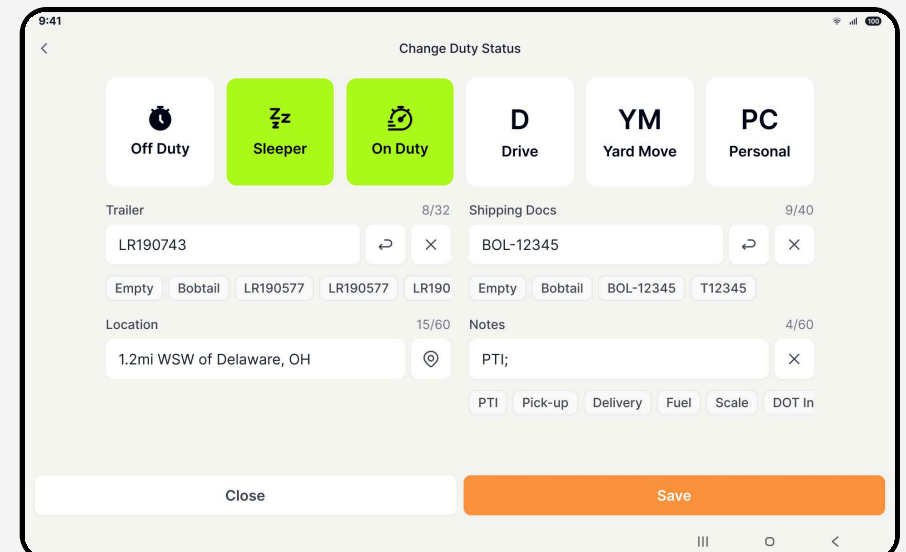
## 1 Updating Your Duty Status.

To change your duty status, tap the bar showing your current status on the dashboard. Choose from Off Duty, Sleeper, On Duty, Yard Move, or Personal based on your situation.



## 2 Entering Trip Details.

Enter your Trailer, Shipping Documents, Location, and Notes. Use quick select buttons for common notes like "PTI" or "Delivery," or enter them manually. If you leave the location blank, it will be filled automatically.

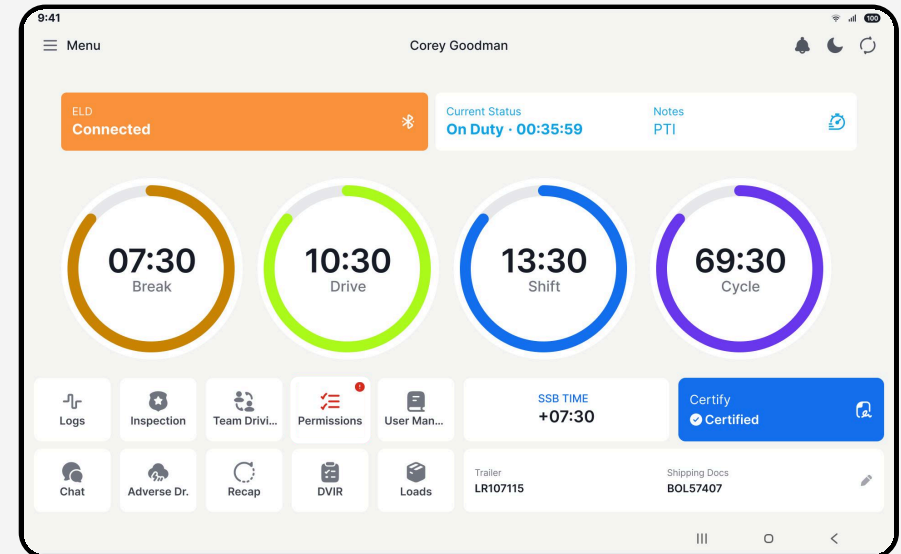


Make sure to follow the guidelines when presenting your documents to the office.

# Review your ELD logs.

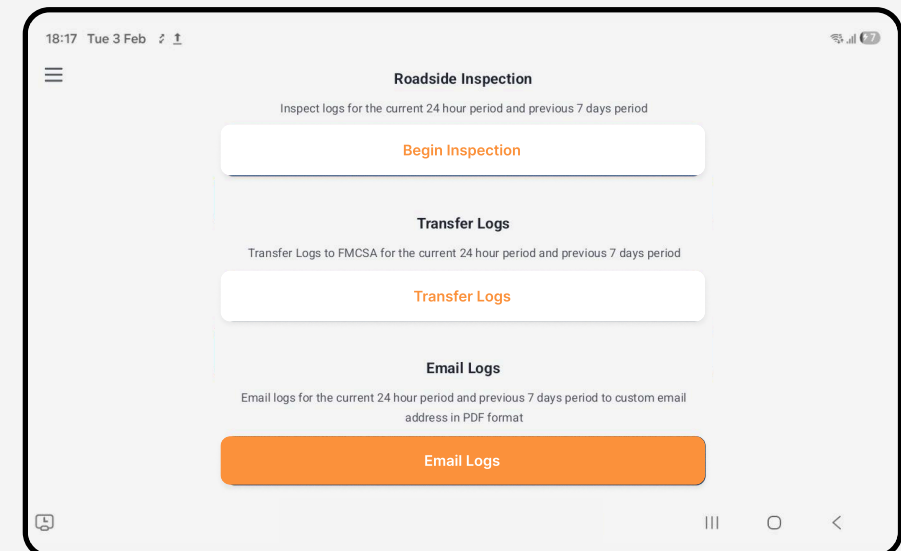
- 1 Use these instructions to show your records to the officer.

Select "Inspection" from the dashboard or menu.



- 2 Starting a Roadside Inspection.

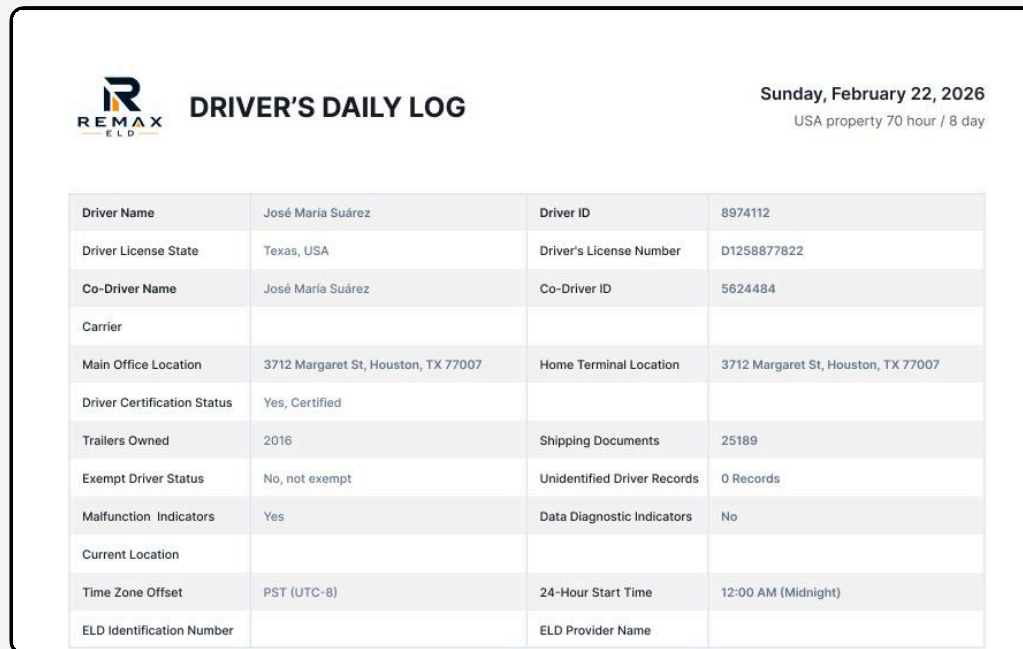
Next, tap "Begin Inspection" to display your eight-day logbook summary to the officer.



# Driver's Daily Log

## 1 Displaying your logs.

Hand your device to the officer to display your eight-day logbook summary. The screen will show your Driver's Daily Log with all required details.



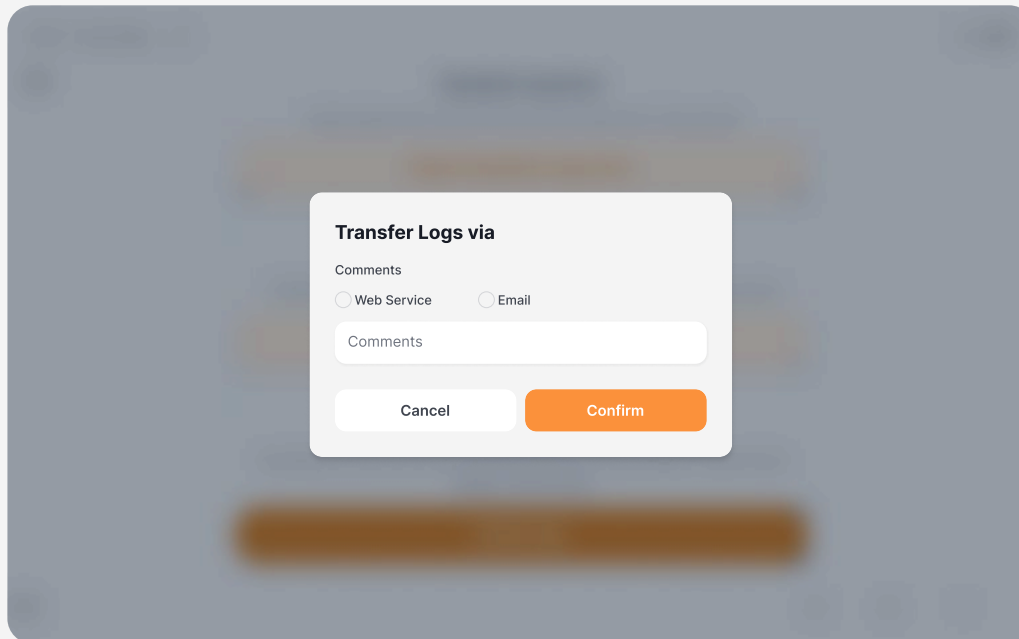
REMAX ELD DRIVER'S DAILY LOG		Sunday, February 22, 2026 USA property 70 hour / 8 day	
Driver Name	José María Suárez	Driver ID	8974112
Driver License State	Texas, USA	Driver's License Number	D1258877822
Co-Driver Name	José María Suárez	Co-Driver ID	5624484
Carrier			
Main Office Location	3712 Margaret St, Houston, TX 77007	Home Terminal Location	3712 Margaret St, Houston, TX 77007
Driver Certification Status	Yes, Certified		
Trailers Owned	2016	Shipping Documents	25189
Exempt Driver Status	No, not exempt	Unidentified Driver Records	0 Records
Malfunction Indicators	Yes	Data Diagnostic Indicators	No
Current Location			
Time Zone Offset	PST (UTC-8)	24-Hour Start Time	12:00 AM (Midnight)
ELD Identification Number		ELD Provider Name	

Make sure to follow the guidelines when presenting your documents to the office.

# Submit your ELD records to the assigned safety officer for review.

## 1 Submitting Your Records.

Choose "Web Service" or "Email," add a comment if needed, and press "Confirm" to send your logs to the officer.



The screenshot shows a dialog box titled "Transfer Logs via" with the following elements:

- Transfer Logs via**
- Comments**
- Web Service
- Email
- Comments
- Cancel
- Confirm

Make sure to follow the guidelines when presenting your documents to the office.

# ELD Malfunctions


## 395.22 Motor Carrier Responsibilities

Motor carriers must ensure drivers have an ELD information packet onboard that includes malfunction reporting requirements and record-keeping procedures. The following instructions comply with section 395.34.


### Malfunction Codes

The ELD monitors and reports malfunctions based on section 4.6 "ELD's Self-Monitoring of Required Functions," table 4:

- P – "Power compliance" malfunction
- E – "Engine synchronization compliance" malfunction
- T – "Timing compliance" malfunction
- L – "Positioning compliance" malfunction
- R – "Data recording compliance" malfunction
- S – "Data transfer compliance" malfunction
- O – "Other" ELD detected malfunction

 220 W Campus Dr Unit D, Arlington Heights, IL 60004 REMAX LLC

Customer Support Contact

 +1 (773) 682-5594

 [info@remaxeld.com](mailto:info@remaxeld.com)



**Thank you for watching!**