

ZigZag Solutions

ELD System

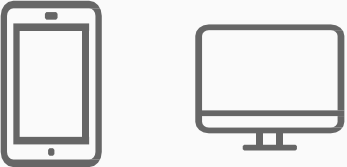
ZigZag Solutions ELD ensures FMCSA compliance and delivers superior safety and productivity for any fleet

Main Features

ELD Compliance and much more

Automatic HOS

Automatic hours of service calculation and violation alerts.
Automatic recording of driving time, miles and locations.



Compliance Monitoring

Monitor your drivers' hours of service logs and DVIRs.
Receive alerts to prevent violations.

DOT Inspection Mode

Simply show logs on your phone or tablet.
No printer needed.

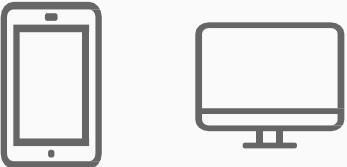


Fleet Tracking

Track your vehicles in real time and view their location history.

Multiple HOS Rules

Compliant with multiple HOS rules including Property/Passenger 60-hour/7-day & 70-hour/8-day.

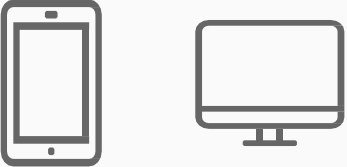


IFTA reporting

Automatic IFTA state mileage reporting saves you time and money.

Electronic DVIR

Vehicle inspection reports are created and submitted in seconds.



Access Permissions

Manage permissions for fleet managers, compliance officers, drivers, accountants, brokers and customers

ELD Components


Things You Need To Stay Compliant

Logging Device



Simply plug Electronic Logging Device into a vehicle ECM port and start recording driving hours and miles automatically.

Logbook App



Logbook app connects to Electronic Logging Device via Bluetooth and displays recorded driving time to a driver.

Tablet/Smartphone



ELD & App work great with most tablets and smartphones. Use your own or purchase devices and data plans from us.

Install & Connect ELD

ELDs are installed within minutes



✓ **Locate ECM (diagnostic) port**

Locate ECM (diagnostic) port inside of your vehicle. Look for 9-pin or 6-pin circular ports in heavy duty vehicles. Look for OBDII port in light/medium duty vehicles.

✓ **Install ELD**

Simply plug the provided cable into a vehicle ECM (diagnostic) and attach the other end to the ELD device. The dual fastener is provided for dash mounting.

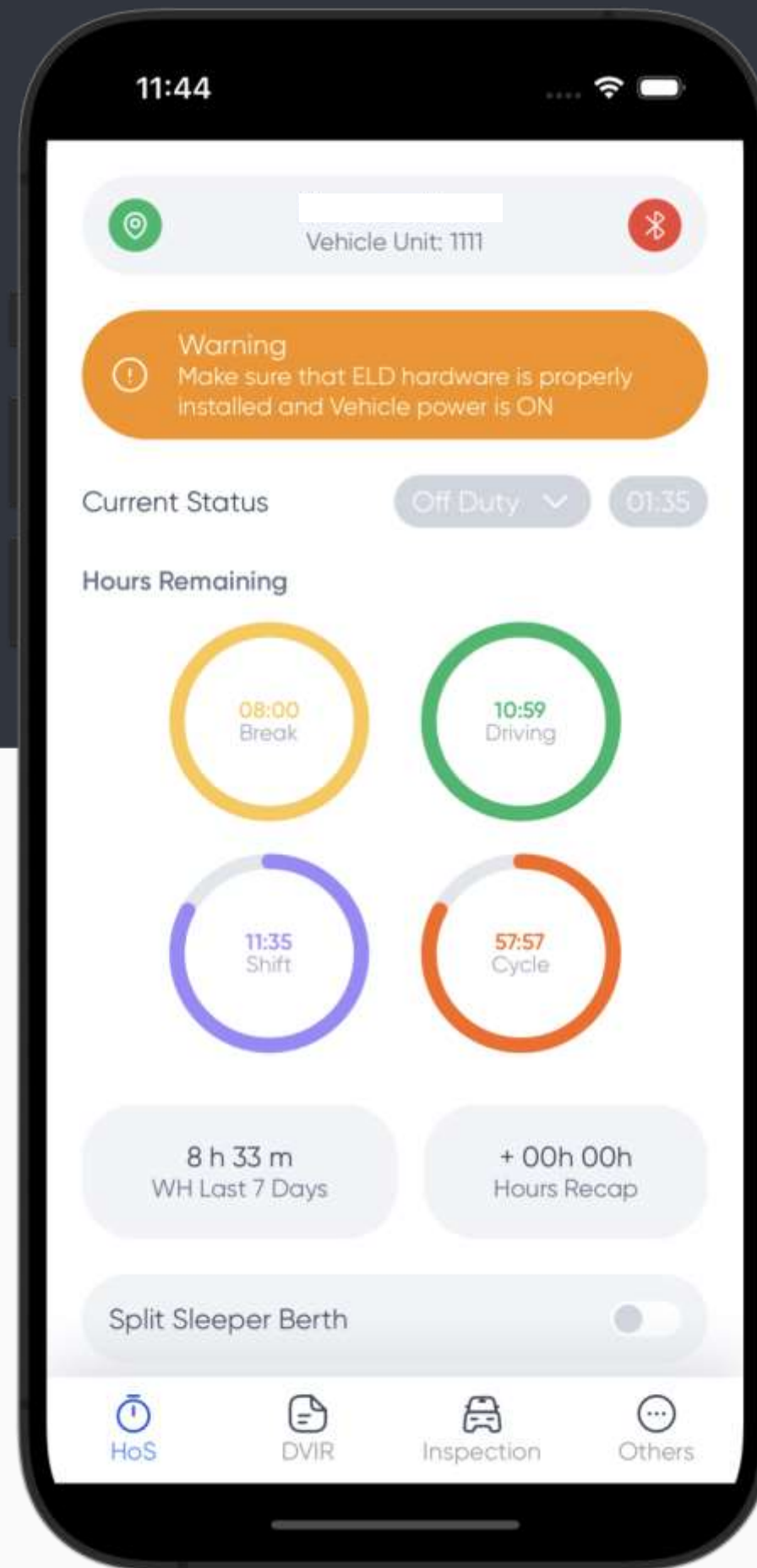
✓ **Log into ELD Logbook App**

Log in to ELD Logbook App on your tablet/smartphone with a username and password created during a sign up process or provided by a fleet manager.

✓ **Connect ELD**

Select a vehicle from a list of available vehicles and your device will attempt to connect to ELD via Bluetooth. Green Bluetooth indicator at the top right corner means you are ready to start using ELD.

Driving with ELD



- ✔ Once ELD connected, your driving time will be captured automatically.
- ✔ Once your vehicle is moving at 5 mph or more, your duty status is switched to Driving.
- ✘ Your logs and others features are not available while in Driving mode due to safety reasons.
- ✔ Once your vehicle is stopped, you may change your duty status by tapping on the status circle. The app will remind you to make a selection in 5 minutes. If no selection is made, your duty status will be switched to On Duty.



Hours

Available driving hours, required breaks, on-duty limits and required off-duty time are calculated automatically

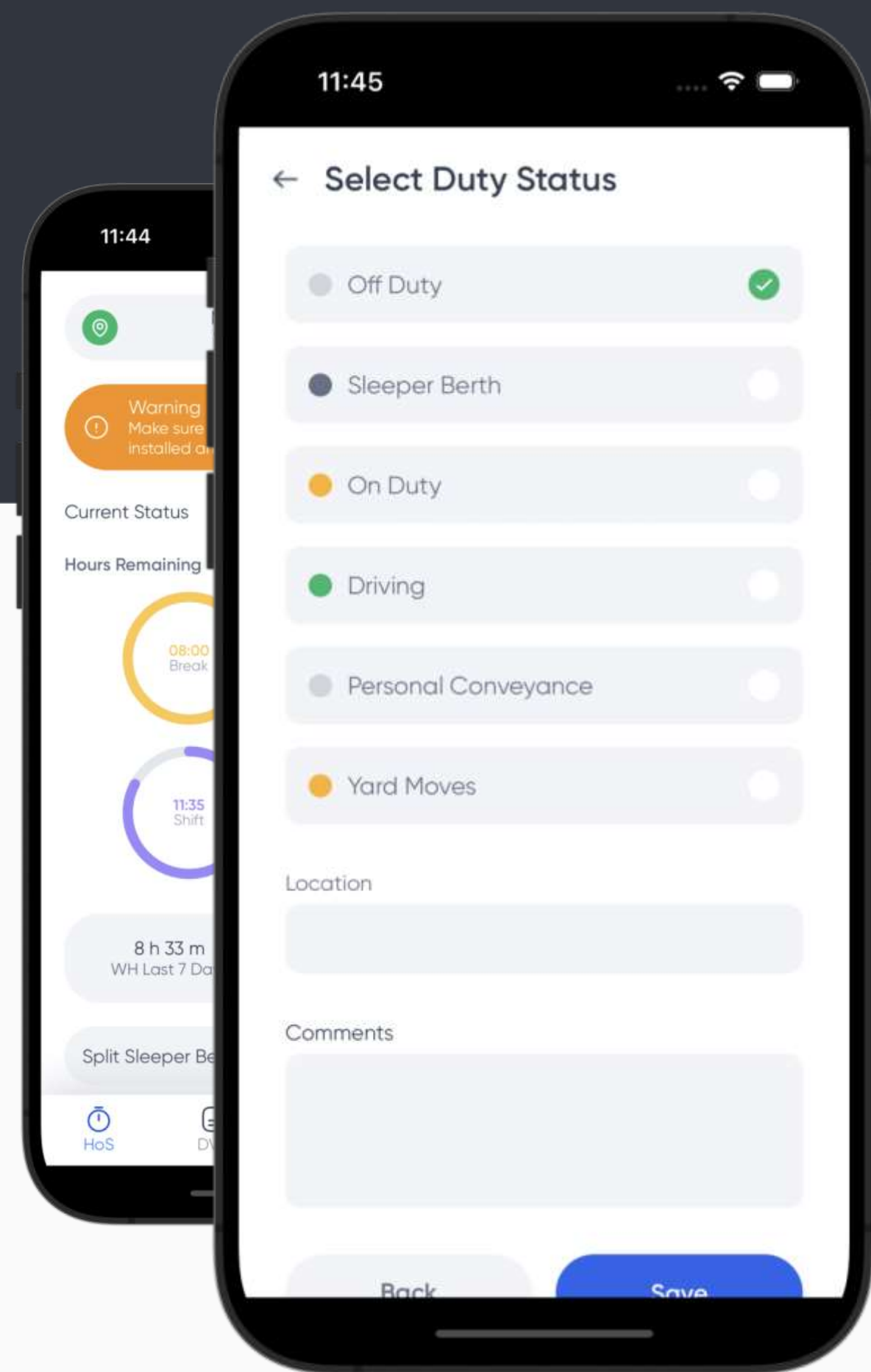


Warnings

Visual notifications and sound warnings help you to avoid hours of service violations and stay compliant


Duty Status

Set duty status with just two-clicks. Status is updated automatically when driving starts or stops, Easy-to-use interface allows drivers to spend less time doing paperwork and more time driving. ELD simplifies training and prevents log errors.




Current Status

Current duty status is always displayed on Status page inside of status circle along with available or reset hours.



Change Status

Tap the status circle, select your current status, add a note if necessary (i.e. pre-trip inspection) and press "Update" button.



Personal/Yard

Personal Use Off-duty and Yard Move On-Duty statuses must be configured and allowed by a fleet manager.

Logs

Managing logs has never been easier


Today's Log

Tap on TODAY's log to view & manage your current log.



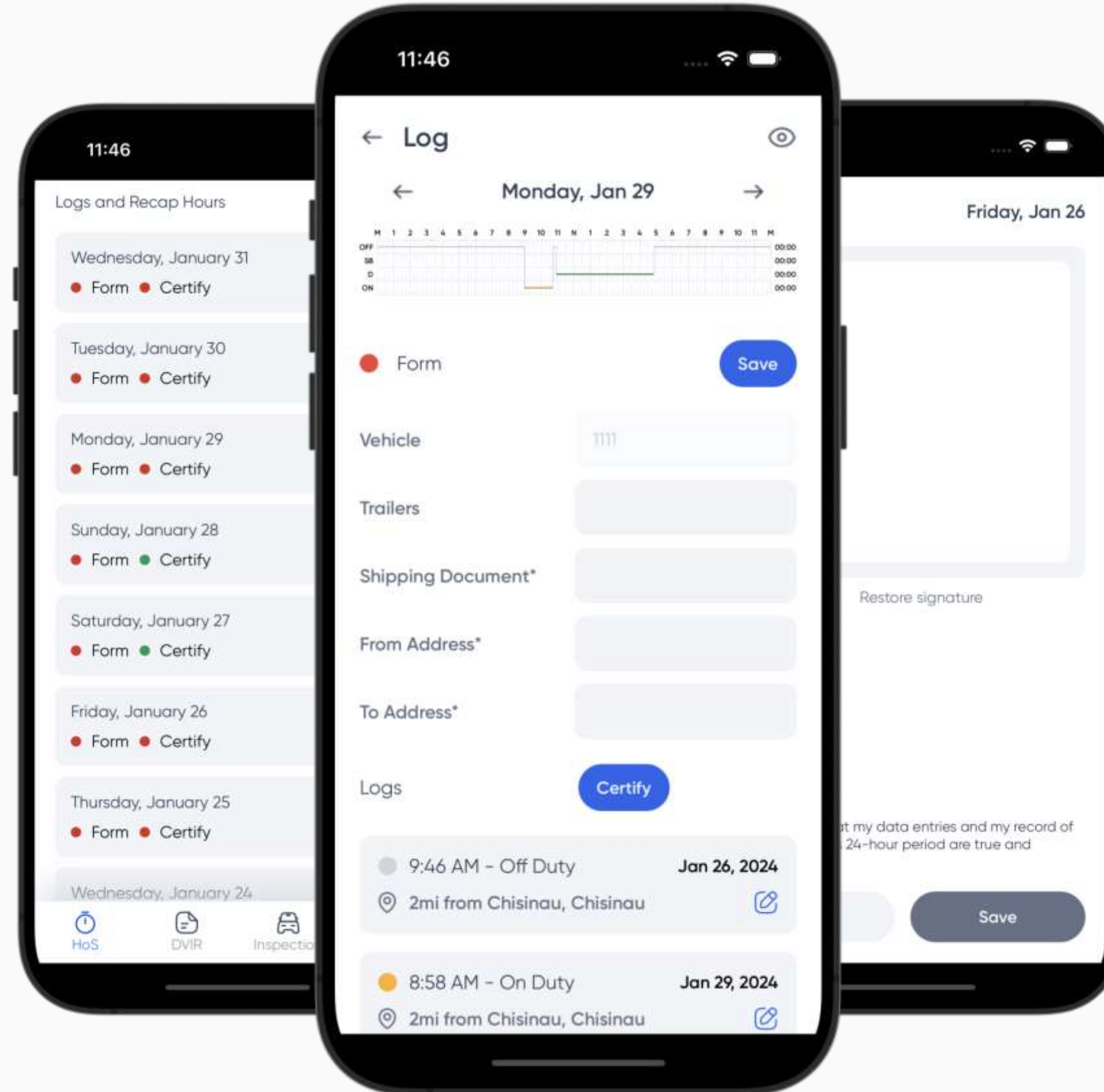

Logs History

View past logs & violations if any. Tap on a log you would like to view or edit.



Graph Grid

Similar to paper logs, view your hours or service on the graph grid.



Statuses/Events

Tap on a specific status in the events section to view location and notes.



Edit/Insert Status

Press on "Pencil" to edit or "+" to insert a past duty status.



Certify Log

Tap "Certify" and sign your log when your shift ends.



DVIRs

Paper-free DVIRs save time for drivers

Add DVIR

Tap "+" to add pre-trip or post-trip inspection report



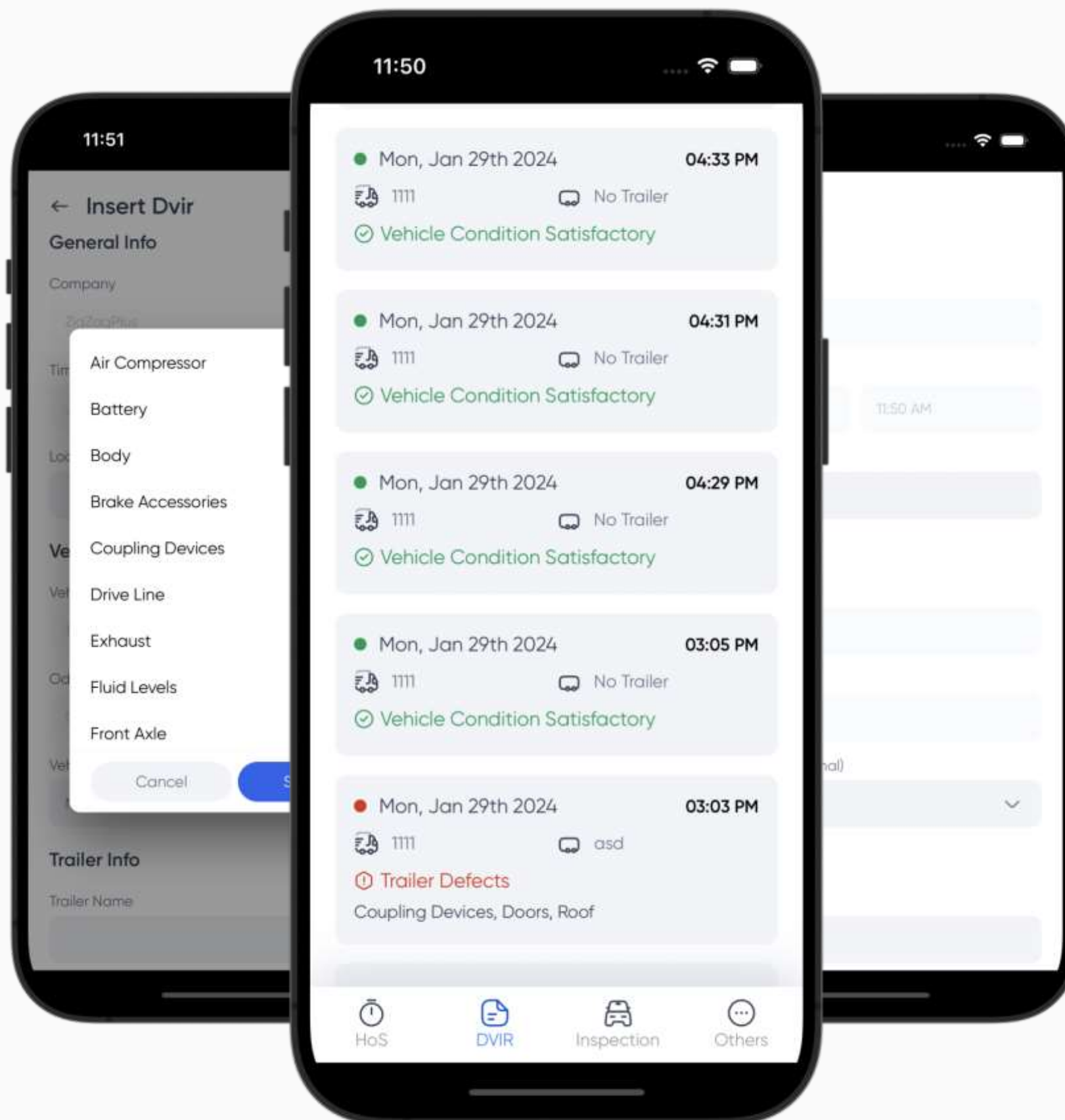
Defects

Select defects (if any) from the list and sign DVIR




Correct Defects

Notify mechanic if defects need to be corrected




Review last DVIR

Tap on DVIR to review and to confirm the issues have been resolved



DVIRs History

Review past DVIRs to prevents compliance errors

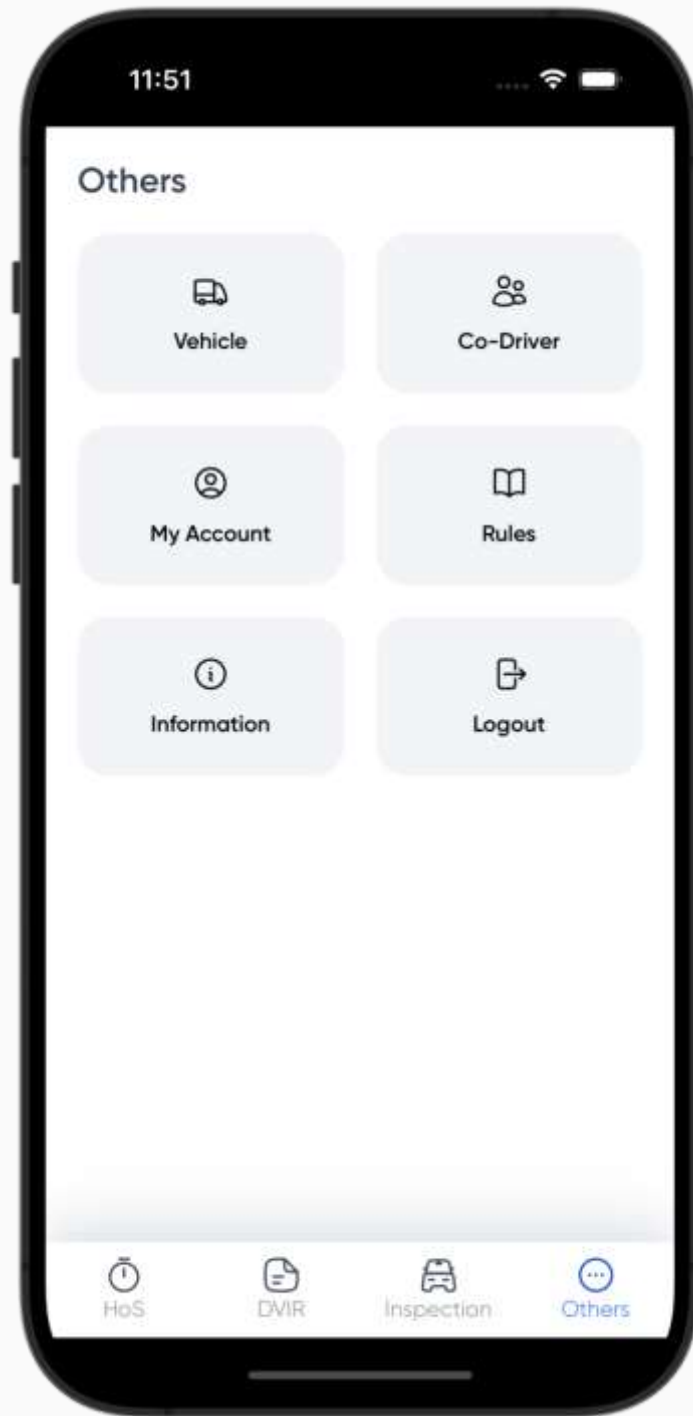


Edit DVIR

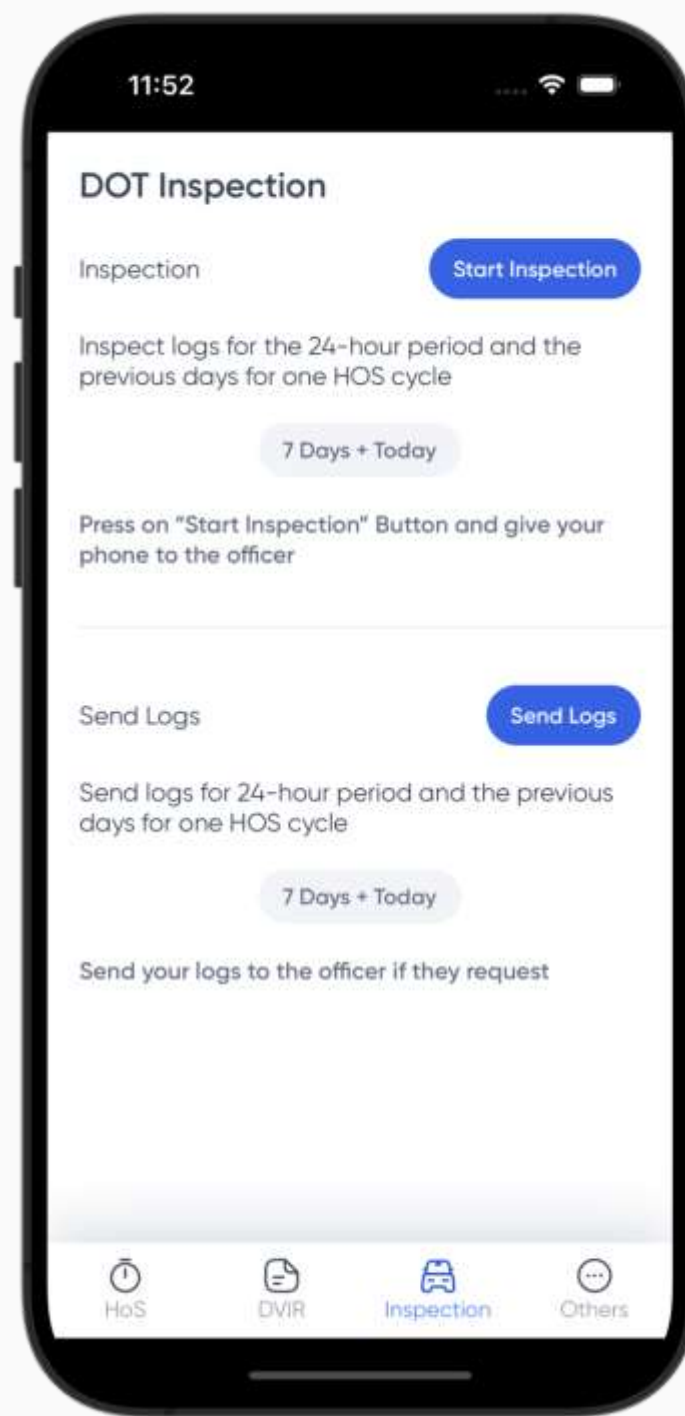
Tap on edit button to edit DVIR and to fix any errors

Easy to Use & to Navigate

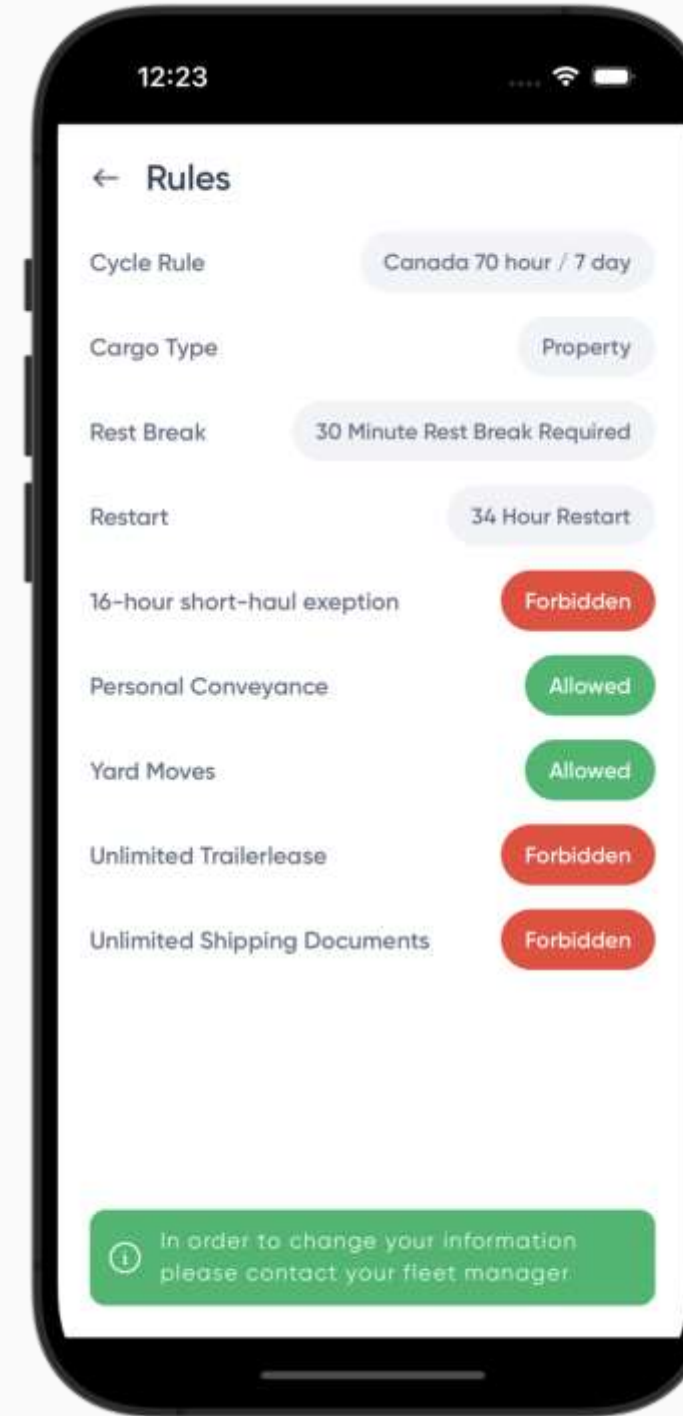
Driver-friendly ELD Logbook interface



Easy-to-Navigate & Simple Menu



Tap "Start Inspection" for DOT Mode



View HOS Rules and Exceptions

Compliance Dashboard

Make sure your drivers stay compliant and productive



Current Status

View current statuses and locations of your drivers. Click on a driver to see details.



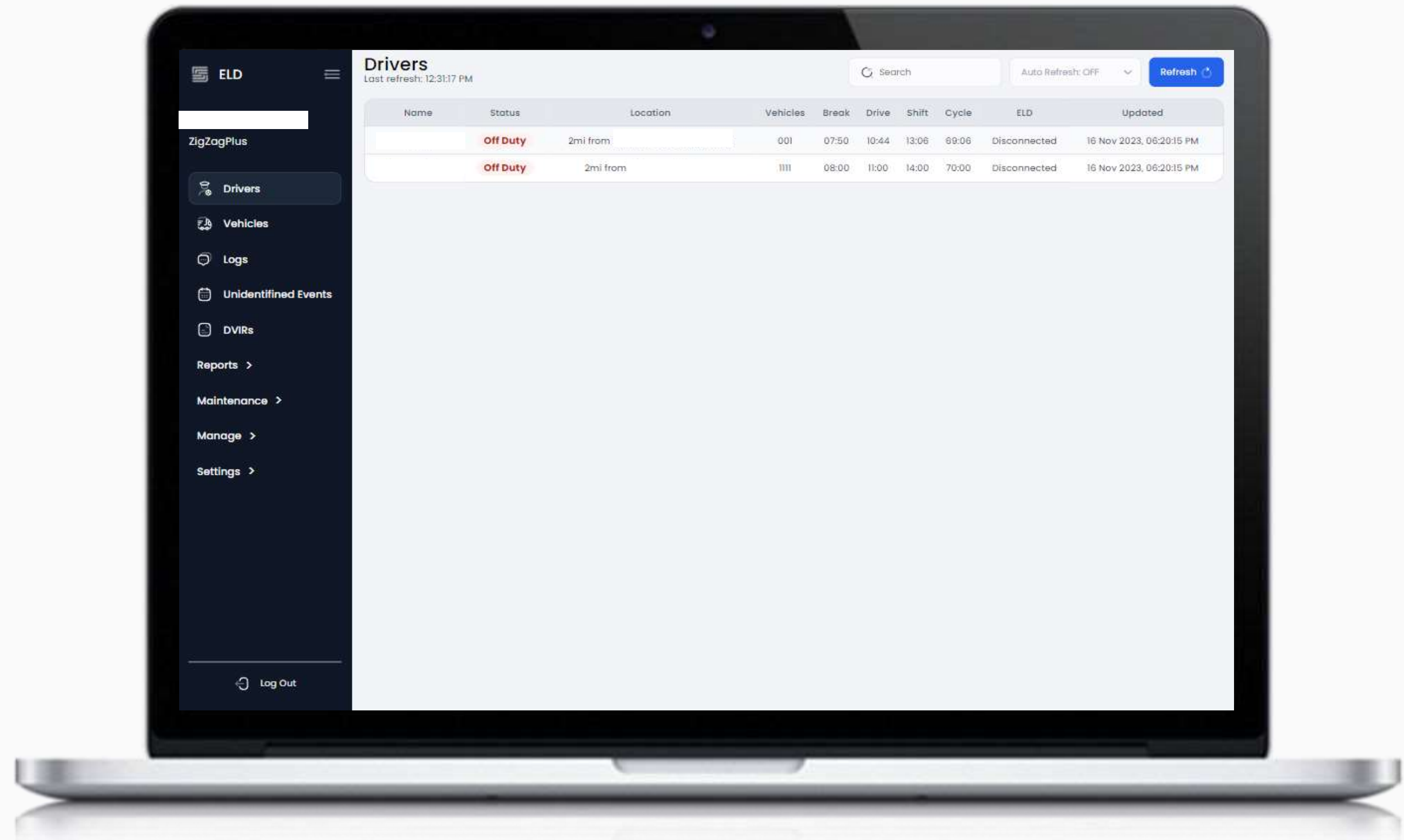
Real-Time Hours

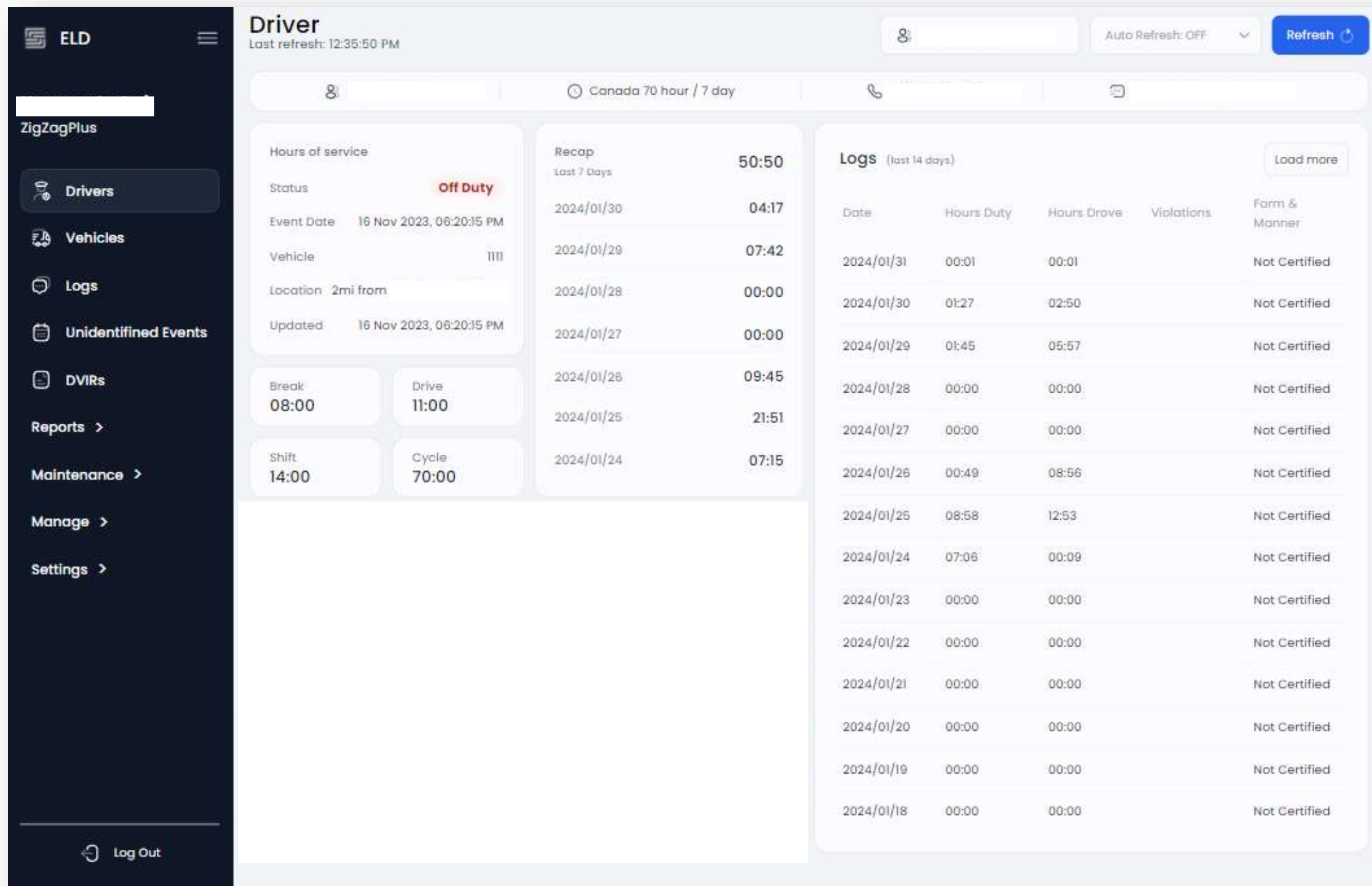
View real-time hours to avoid violations and regulatory fines



Violations

Monitor violations in real time and mitigate compliance risks





Driver Details

Everything about the driver in one place



Hours of Service

View current status and real-time hours. Available and reset hours are calculated automatically.



Driver Logs

View current log graph grid and last 14 logs. Click on a log to see log details. Click "More" to view historical logs.



Violations & Errors

Monitor violations and errors in real time. View past violations and mitigate compliance risks.

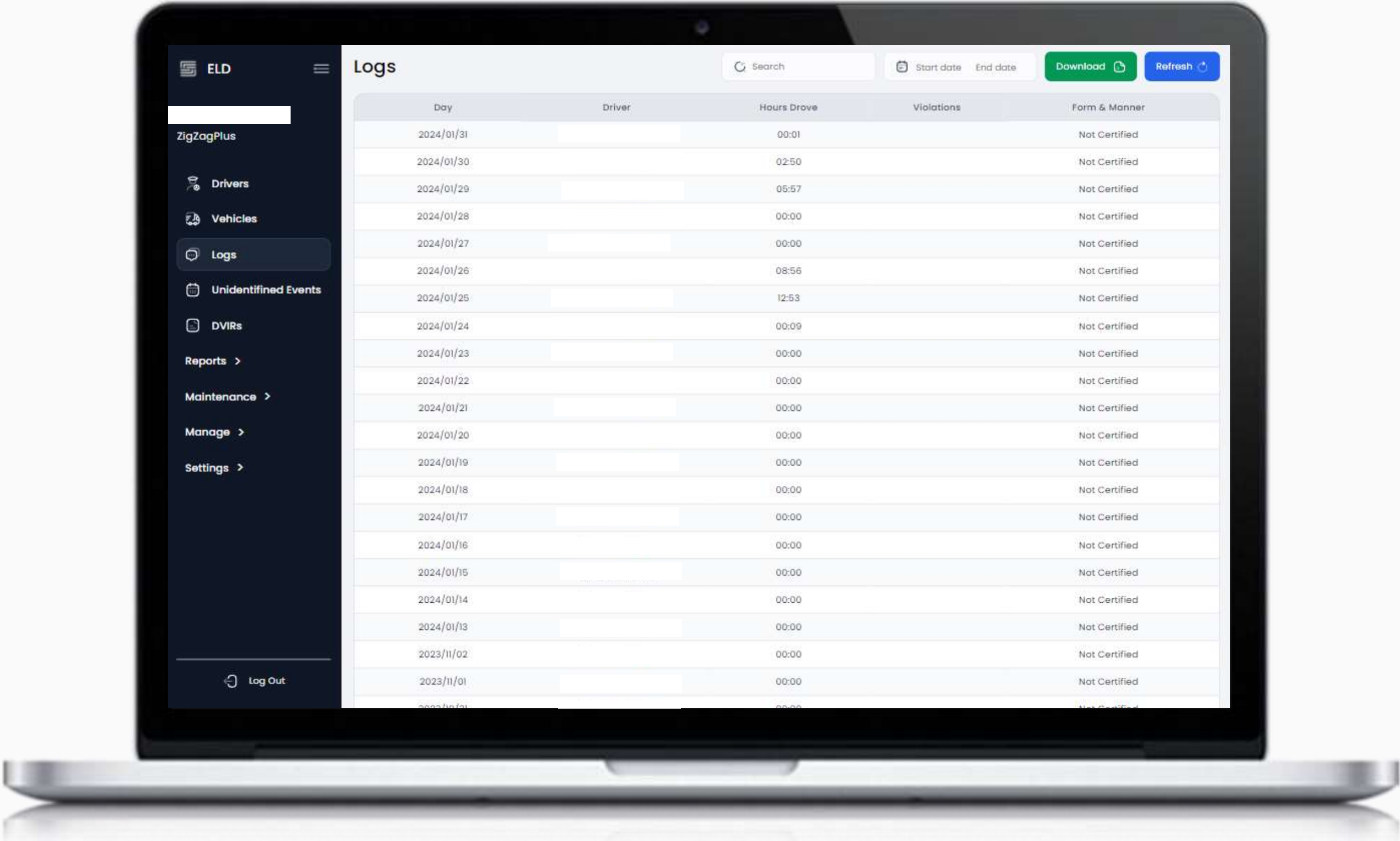


Details

View driver contact information, current or last known vehicle and location.

Logs

Make sure your drivers stay compliant and productive



View logs
View all current and past logs up to six months



Filter
Filter by date or driver



Violations
Monitor violations in real time

Logs

Hours Duty: 00:00 | Hours Drove: 00:00 | Hours Worked: 00:00 | Date: Jan 11 | 1/12/2024 | Jan 13

Timeline Chart: Shows duty status (OFF, SB, D, ON) over a 24-hour period. Key events include a Sleeper Berth (SB) from 05h 15m to 01h 4m, and On Duty (D) from 01h 52m to 01h 0m.

Time (CT)	Event	Status	Location	Origin	Odometer (Mi)	Engine hours	Notes	Id	Edit
Jan 12 01:10:47 AM	Sleeper Berth	Active	2mi S from Zeeland, MI	Driver	403505	9893		1410	[Edit]
Jan 12 12:15:06 PM	Certification (1)	Active						1415	[Edit]
Jan 12 12:15:12 PM	Certification (2)	Active						1416	[Edit]
Jan 12 12:15:19 PM	Certification (1)	Active						1417	[Edit]
Jan 12 12:15:28 PM	On Duty	Active	2mi S from Zeeland, MI	Driver	403505	9905		1418	[Edit]
Jan 12 12:37:46 PM	Driving	Active	2mi S from Zeeland, MI	Auto	403505	9905		1419	[Edit]
Jan 12 01:37:46 PM	Intermediate w/ CLP	Active	8mi SE from St. Joseph, MI	Auto	403568	9906		1420	[Edit]


General: Driver, Phone Number


Common: Vehicle, Distance (Mi) 0 - 0, Odometer (Mi) 0 - 0, Shipping Docs


Signature: I hereby certify that my data entries and my record of duty status for this 24-hour period are true and correct.


Log Details

Log form and events

- 
Log Form
 Form and manner errors are displayed automatically.

- 
Vehicles & Trailers
 View vehicle & trailer information. Check shipping documents numbers.

- 
Log Events
 Check log events. Click on event to suggest an edit. Click "+" to suggest to add an event.

- 
Log Date
 Click on a calendar in the top right corner to change a date or click "<->" to switch between logs,