



Fleet Hawks ELD App

User Manual

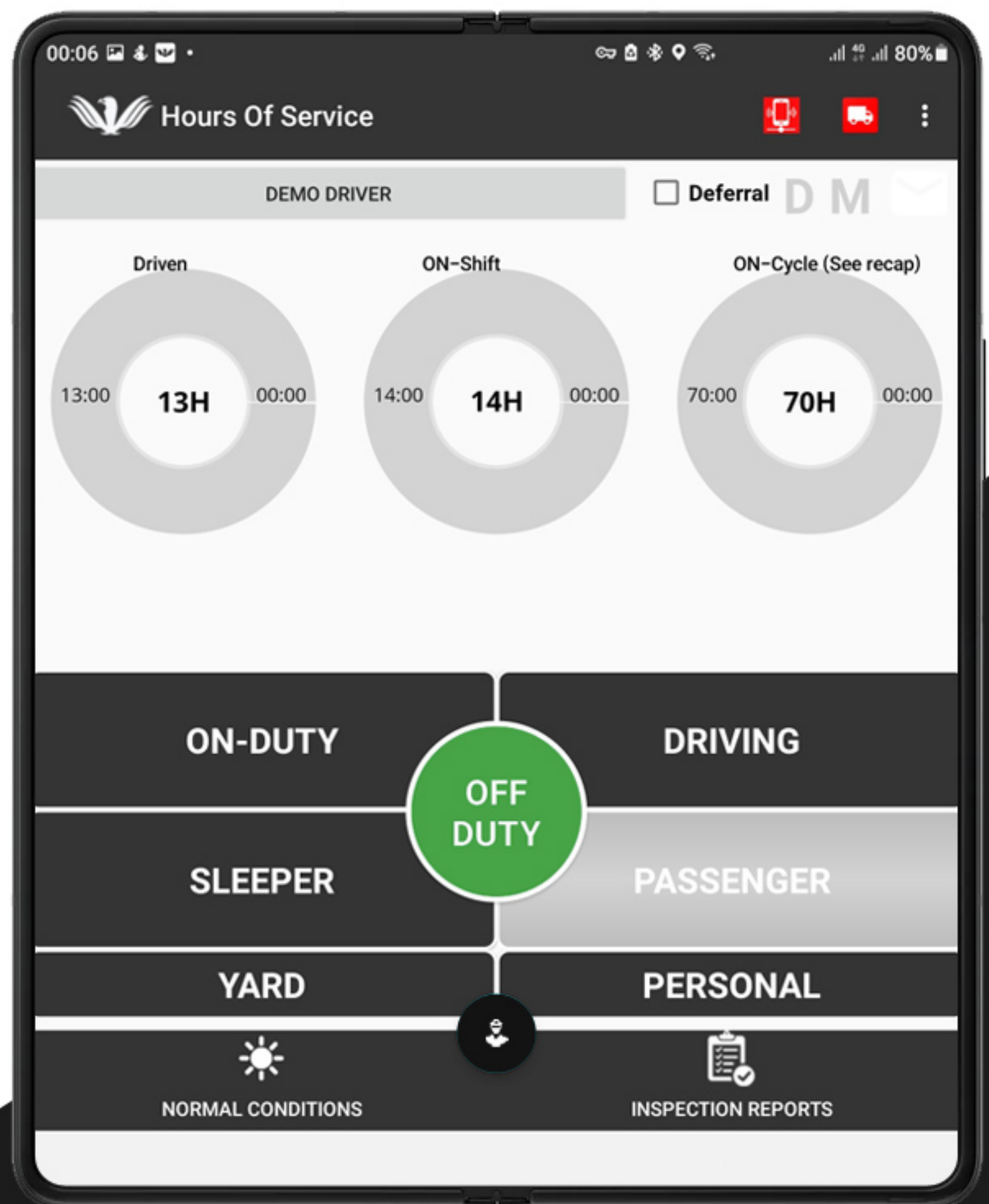




Table of Contents

- 1 Login 3
- 2 Vehicle Profile 4
- 3 Select Tractor 5
- 4 Add New Tractor 6
- 5 Add VIN Number7
- 6 ECM-Linked Devices8
- 7 Diagnostic 9
- 8 HOS (Hours of Service) 10
 - 8.1 HOS Change Duty Status 11
- 9 Warning Popup While Change The Duty Status 12
- 10 Remarks For On Duty 13
 - 10.1 Remarks For On Duty Cross Border 14
- 11 Enter Location 15
- 12 Inspection Reports List Page 16
- 13 New Vehicle Inspection 17
- 14 Enter Remarks 18
 - 14.1 Detail Remarks 19
- 15 Add e-Sign, Take A Picture and Upload inspection 20
- 16 Signature List 21
- 17 Draw e-Signature 22
- 18 Save & Finish 23
- 19 Open Logbook 24
- 20 Logbook Graph 25
- 21 Logs Detail 26
- 22 Edit, Delete Logs 27
- 23 Add New Logs 28
- 24 Violations 29
- 25 Driver Profile 30
- 26 Rule Set 31
- 27 Annotations 32
- 28 Certification 33
- 29 Certify Records 34
- 30 Go To Co-Driver Login 35
- 31 Co-Driver Login 36
- 32 HOS of Co-Driver 37
- 33 Shipment 38
- 34 DOT Inspection 39
- 35 Export ELD Data Option 40
- 36 Non-ECM Compliance Compatibility 41



00:11

4G 79%

Fleet Hawks ELD Login Page

Username

Password

English

▼

Login





After Login Vehicle Profile Page

Select Tractor or Select Trailer


00:03

4G 80%

 Vehicle Profile



SELECT TRACTOR



SELECT TRAILER

Tractor Information:

Trailer Information:

Dash odometer (Km)

....

Confirmation (Km)

1000

SAVE



Select Tractor

- Type in the search bar and select the tractor from list
- Press plus icon to add new tractor

00:03

Select Tractor

Search Tractor

Tractor Number: 514V

Tractor VIN: 1GNSKKE72ER238818

Tractor Lic. plate: 525V2V

Tractor Registration State/Province: BC

BACK

SAVE





Add New Tractor

→ First three fields are mandatory


23:36


4G


80%


 Select Tractor


Search Tractor




 Tractor Number: 514V


 Tractor VIN: 1GNSKKE72ER238818


 Tractor Lic. plate: 525V2V


 Tractor

Tractor Information:

 Tractor Number: *

 Tractor VIN: *

 Tractor Lic. plate: *

 Tractor Registration State/
Province:

CANCEL

OK

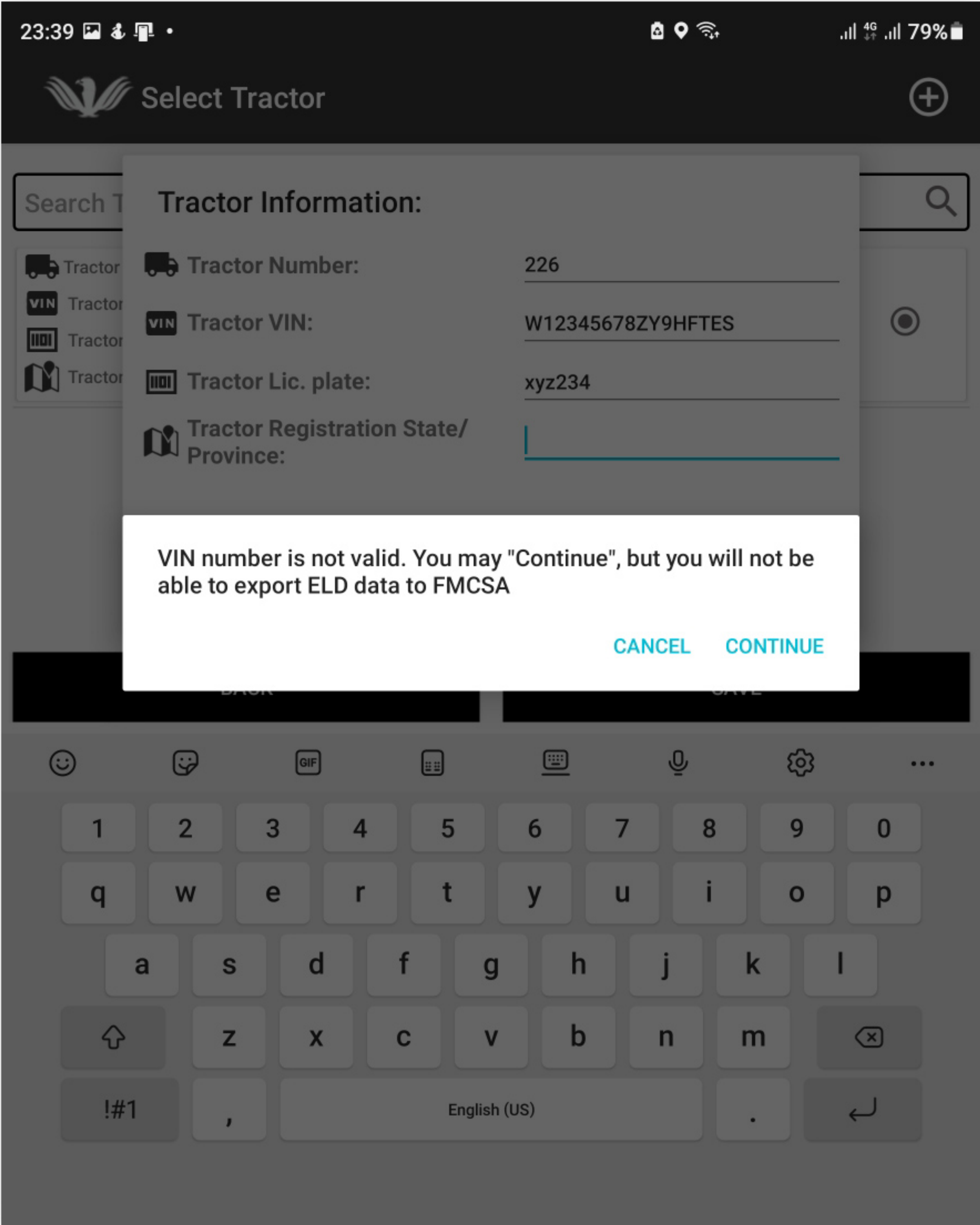
BACK

SAVE



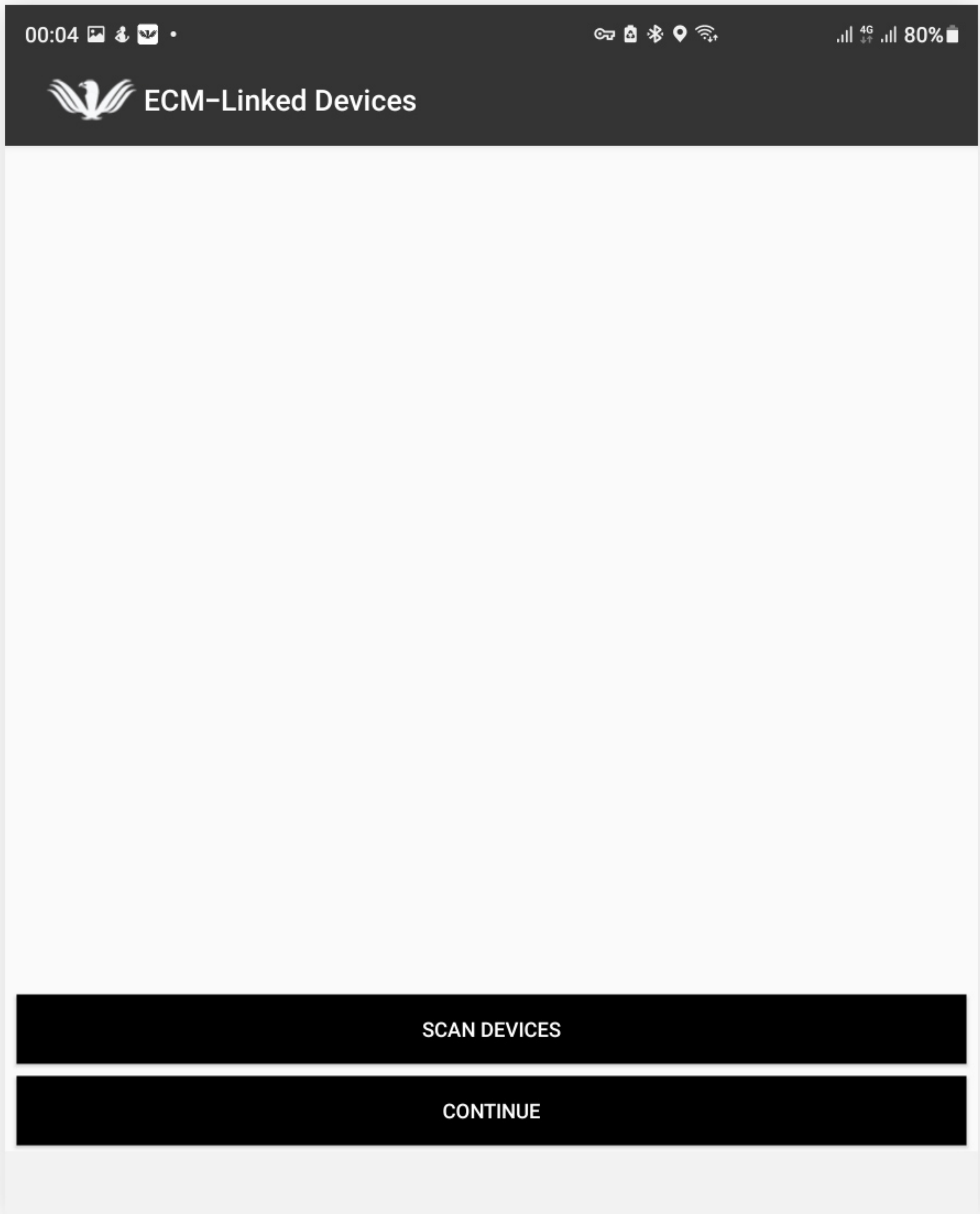
Add New Tractor

→ VIN number needs to be valid as per the vehicle
else it won't send ELD data to FMCSA





ECM-Linked Devices





Diagnostic

→ Run ELD diagnostic for vehicle information
if you press continue it will take to the
HOS home page

00:04

4G 80%

Diagnostic

Location Availability	Passed
Storage Space	Passed
Battery Level	Passed
Bluetooth Connection	Passed
Engine Data	Passed
RPM	02:52:13 PM (MDT) - 600
Odometer	02:52:13 PM (MDT) - 1418284 Km
Speed	02:52:13 PM (MDT) - 0 km/h
Engine Hours	02:52:13 PM (MDT) - 26754 Hours
Firmware	315

RUN ELD DIAGNOSTIC

CONTINUE



HOS (Hours of Service)

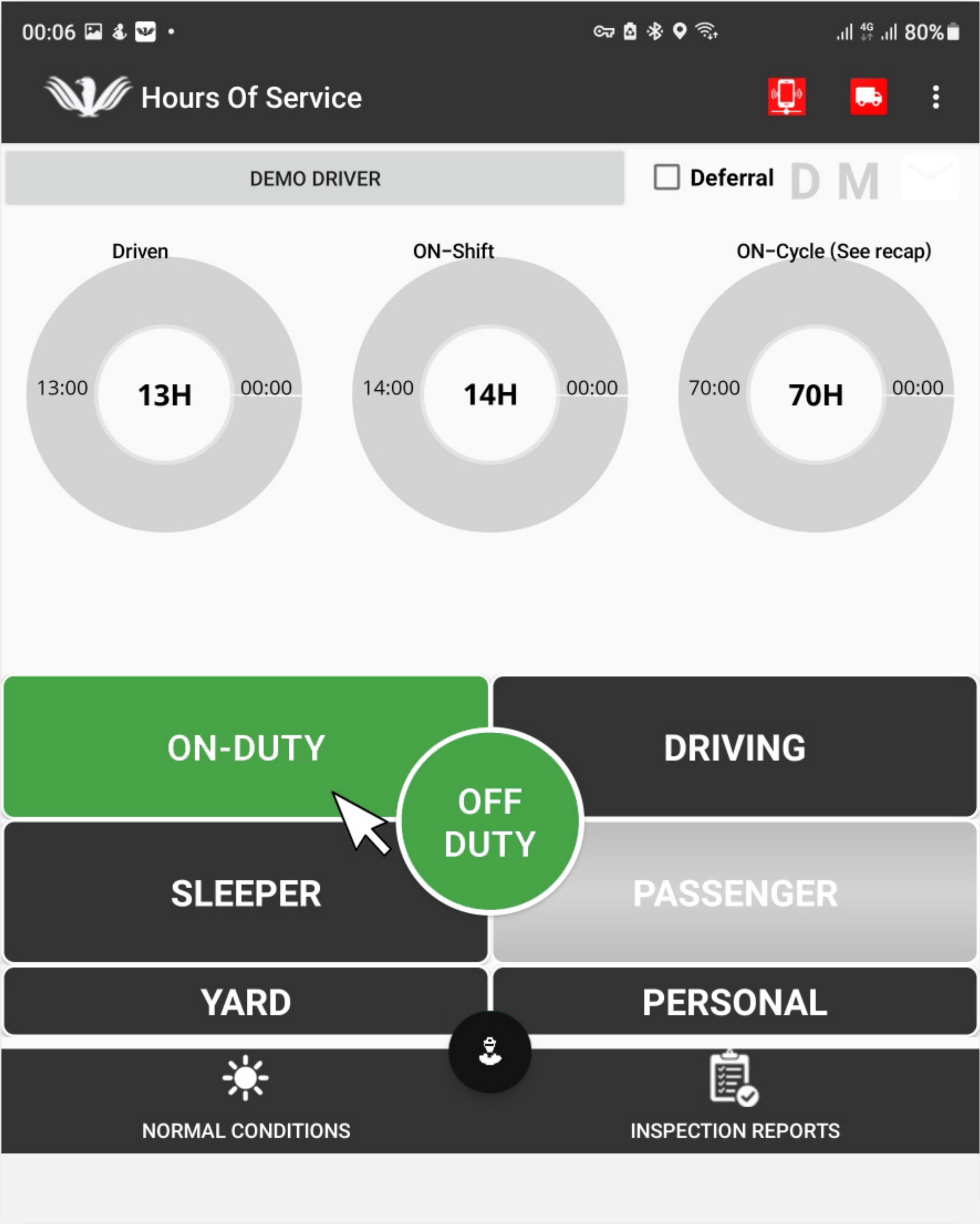
→ Select the duty status and it will automatically update your driven time, on shift and on cycle





HOS (Hours of Service)

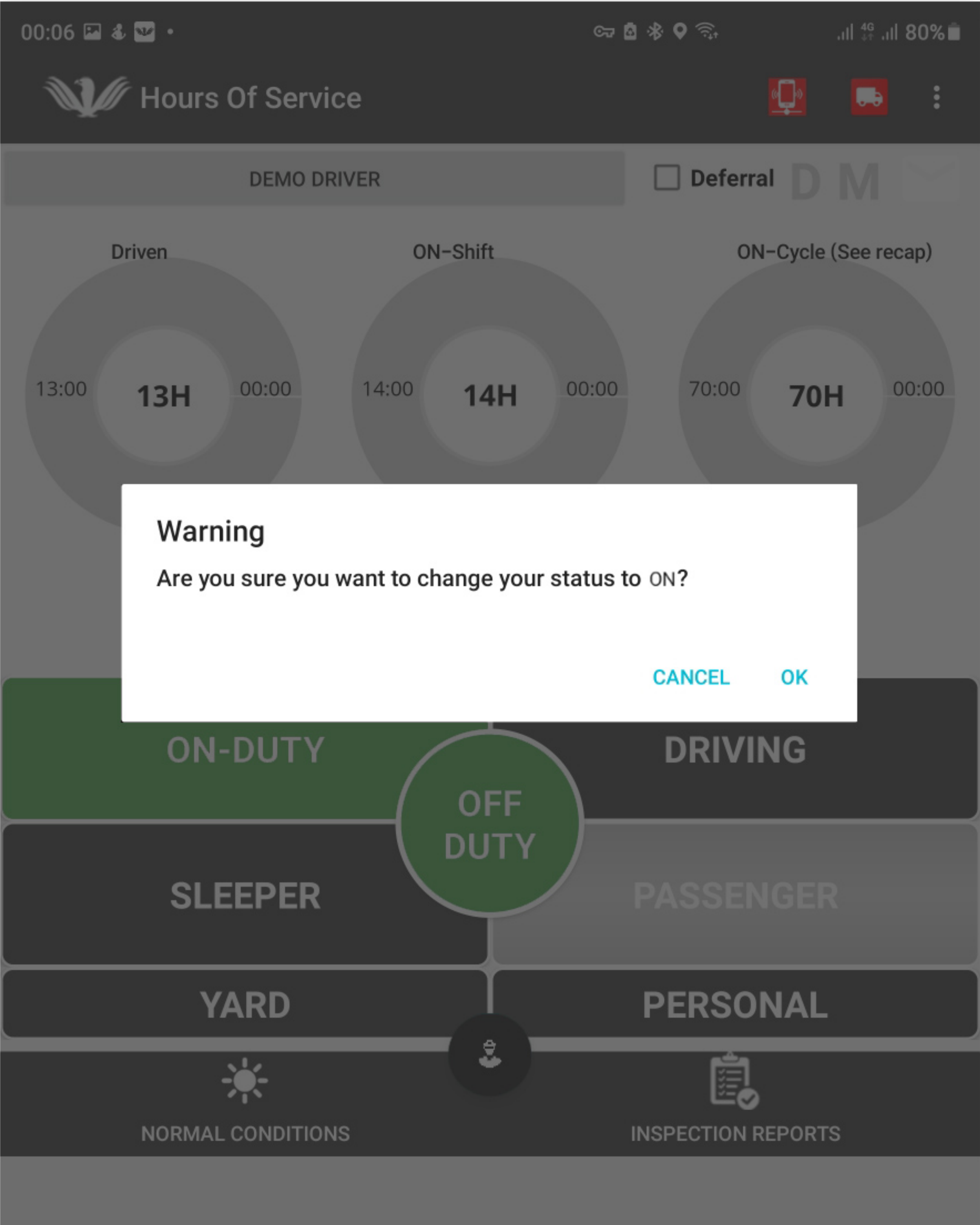
→ To change the duty status you should press any of the following button





Warning popup will appear while changing the duty status

→ For eg. when you press ON duty it will ask for a warning message





Remark for On Duty

→ Select remarks and then press ok for the inspection report

The screenshot shows the Fleet Hawks ELD Driver APP interface. At the top, the status bar displays the time 00:29, signal strength, 4G connectivity, and 76% battery. The app header includes the Fleet Hawks logo, the text 'Hours Of Service', and icons for a mobile phone, a truck, and a menu. Below the header, the main screen shows 'DEMO DRIVER' and a 'Deferral' checkbox. A large circular clock is visible in the background. A white dialog box titled 'Remark for ON-DUTY' is open in the center. It contains a list of activities with checkboxes: 'Pre-TI' (checked), 'Post-TI', 'Loading', 'Unloading', 'Hooking', 'Dropping', 'Repairing', 'DOT Inspection', and 'Crossing border'. Below the list is a text input field labeled 'Other (english)'. At the bottom right of the dialog are 'CANCEL' and 'OK' buttons. The bottom of the app features a navigation bar with two main tabs: 'YARD' and 'PERSONAL'. The 'YARD' tab is active, showing a sun icon and the text 'NORMAL CONDITIONS'. The 'PERSONAL' tab shows a clipboard icon and the text 'INSPECTION REPORTS'. A driver profile icon is centered between the two tabs.

00:29 4G 76%

Hours Of Service

DEMO DRIVER

Deferral

Remark for ON-DUTY

- ☒ Pre-TI
- ☐ Post-TI
- ☐ Loading
- ☐ Unloading
- ☐ Hooking
- ☐ Dropping
- ☐ Repairing
- ☐ DOT Inspection
- ☐ Crossing border

Other (english)

CANCEL OK

YARD PERSONAL

NORMAL CONDITIONS INSPECTION REPORTS



Remark for On Duty [Cross Border]

→ When you choose Crossing Border,
we must choose a cycle

00:30 76%

Hours Of Service

DEMO DRIVER

Deferral

Remark for ON-DUTY

- ☐ Pre-TI
- ☐ Post-TI
- ☐ Loading
- ☐ Unloading
- ☐ Hooking
- ☐ Dropping
- ☐ Repairing
- ☐ DOT Inspection
- ☒ Crossing border

Other (english)

Canada, 70 Hours/7 Days

60 Hours/7 Days

70 Hours/8 Days

Alaska, 70 Hours/7 Days

Alaska, 80 Hours/8 Days

OK

YARD

NORMAL CONDITIONS

INSPECTION REPORTS







Type your current location and odometer as per the vehicle and press ok

01:34

4G

71%

Hours Of Service



DEMO DRIVER

☐ Deferral **D M**

Driven08:4813H

ON-Shift07:1214H

ON-Cycle (See recap)63:1270H06:47

Enter missing information

Location

Dash odometer (Km)

9998.83

Confirmation (Km)

9998.83

CANCEL

OK


OFF DUTY



SLEEPER

PASSENGER

YARD

PERSONAL

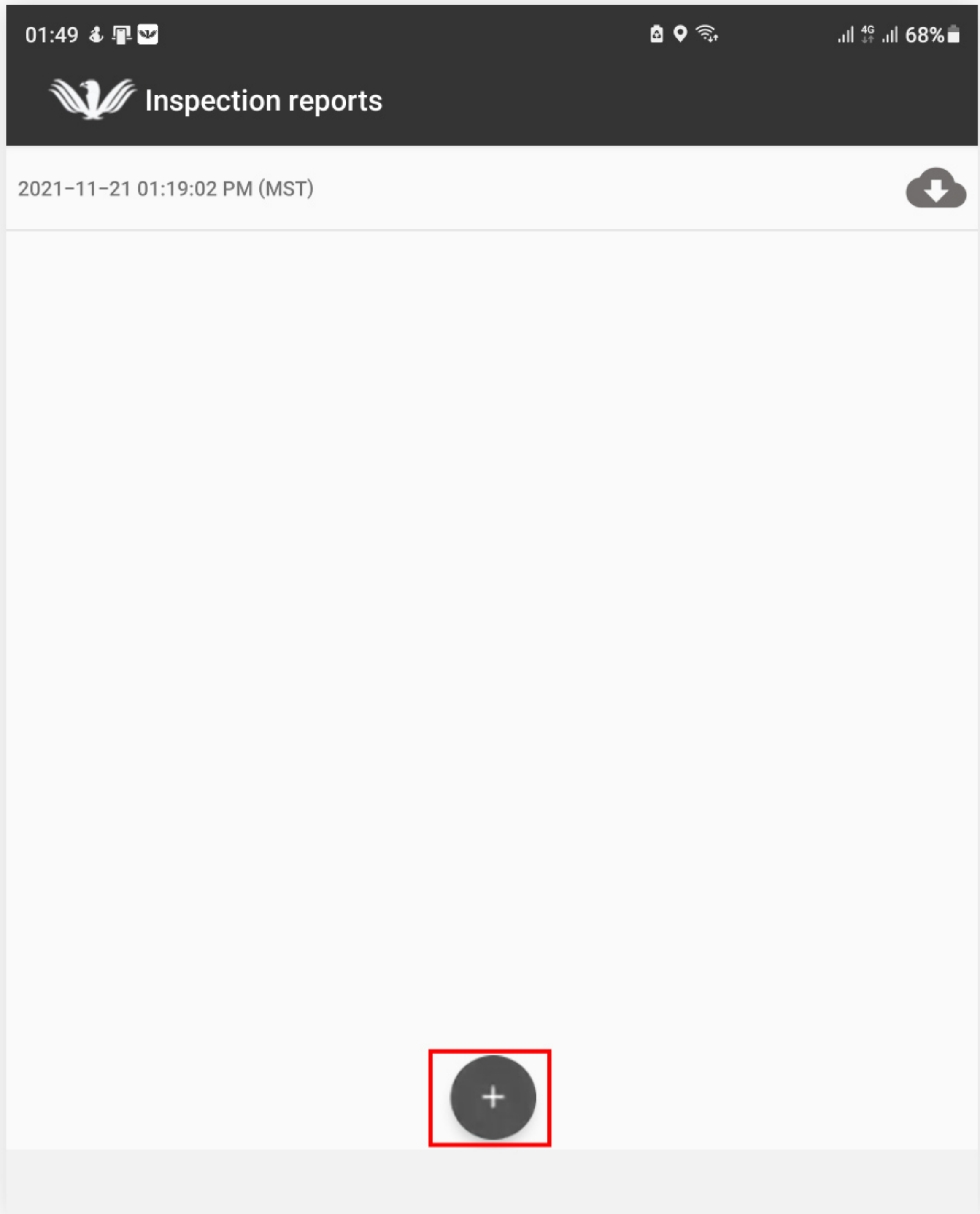
NORMAL CONDITIONS

INSPECTION REPORTS



Inspection Reports List Page

→ Press plus button for vehicle inspection and then select your region as per the country





If there are any issues in the vehicle tick the options in the form and enter remarks if any and press okay

01:40

Canada Schedule 1

Vehicle information

CHECK ANY DEFECTIVE ITEM AND GIVE DETAILS UNDER "REMARKS"

C-TPAT 17

<input type="checkbox"/> Air Tanks	<input type="checkbox"/> Bumper
<input type="checkbox"/> Cab	<input type="checkbox"/> Ceiling/Roof
<input type="checkbox"/> Shafts	<input type="checkbox"/> Engine
<input type="checkbox"/> Exhaust	<input type="checkbox"/> Fifth Wheel
<input type="checkbox"/> Floor	<input type="checkbox"/> Floor -Trailer-
<input type="checkbox"/> Front Wall	<input type="checkbox"/> Fuel Tanks
<input type="checkbox"/> Outside/Inside Doors	<input type="checkbox"/> Outside/Undercarriage
<input type="checkbox"/> Refrigeration Unit	<input type="checkbox"/> Side Walls
<input type="checkbox"/> Tires	

PART 1. AIR BRAKE SYSTEM

<input type="checkbox"/> (a) audible air leak	<input type="checkbox"/> (a) pushroad stroke of
---	---

NEXT >



Enter remarks if any defect found

01:41

Canada Schedule 1

Vehicle information

CHECK ANY DEFECTIVE ITEM AND GIVE DETAILS UNDER "REMARKS"

C-TPAT 17

☐ Air Tanks

☐ Bumper

☐

☐

☐

☐

☐

☐

☐ Outside/Inside Doors

☐ Outside/Undercarriage

☐ Refrigeration Unit

☐ Side Walls

☒ Tires

PART 1. AIR BRAKE SYSTEM

☐ (a) audible air leak

☐ (a) pushroad stroke of

Remark

GIVE DETAILS UNDER "REMARKS":

Low Air pressure

CANCEL

OK

NEXT >



In remarks there are optional fields
if required please type in the remarks

01:41

Canada Schedule 1

Remark

9998.8

Seal number

Remark

☒ CONDITION OF THE VEHICLE IS SATISFACTORY

☐ DEFECTS CORRECTED

☐ DEFECTS DO NOT NEED TO BE CORRECTED FOR SAFE OPERATION OF VEHICLE

☐ DEFECTS NEED TO BE CORRECTED FOR SAFE OPERATION OF VEHICLE

Calgary

e-Sign

Pictures

Upload

< BACK



- A. Click on e-Sign
- B. Take a picture of any defect
- C. Upload the inspection

01:41

Canada Schedule 1

Remark

9998.8

Seal number

Remark

☒ CONDITION OF THE VEHICLE IS SATISFACTORY

☐ DEFECTS CORRECTED

☐ DEFECTS DO NOT NEED TO BE CORRECTED FOR SAFE OPERATION OF VEHICLE

☐ DEFECTS NEED TO BE CORRECTED FOR SAFE OPERATION OF VEHICLE

Calgary

e-Sign

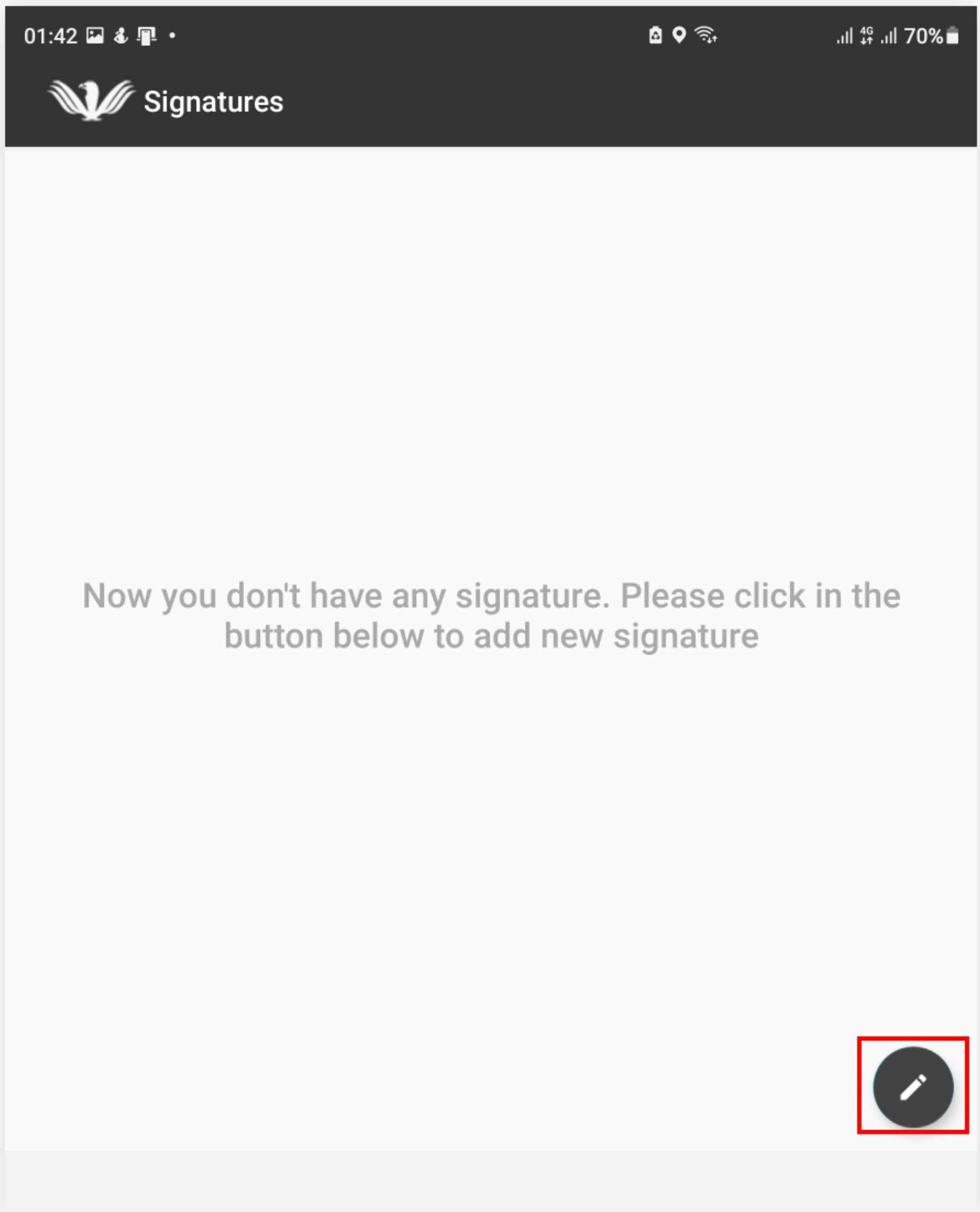
Pictures

Upload

< BACK





if there is no signature added before
then add signature by press edit button below





Draw e-Signature




01:45    •

 Driver's e-Signature



Save & Finish

Clear




I declare that the vehicle(s) listed has (have) been inspected in accordance with SCHEDULE 1 (HT Reg. 199/07).



Save & Finish, Save & Confirm or You can add new signature

01:45

Driver's e-Signature



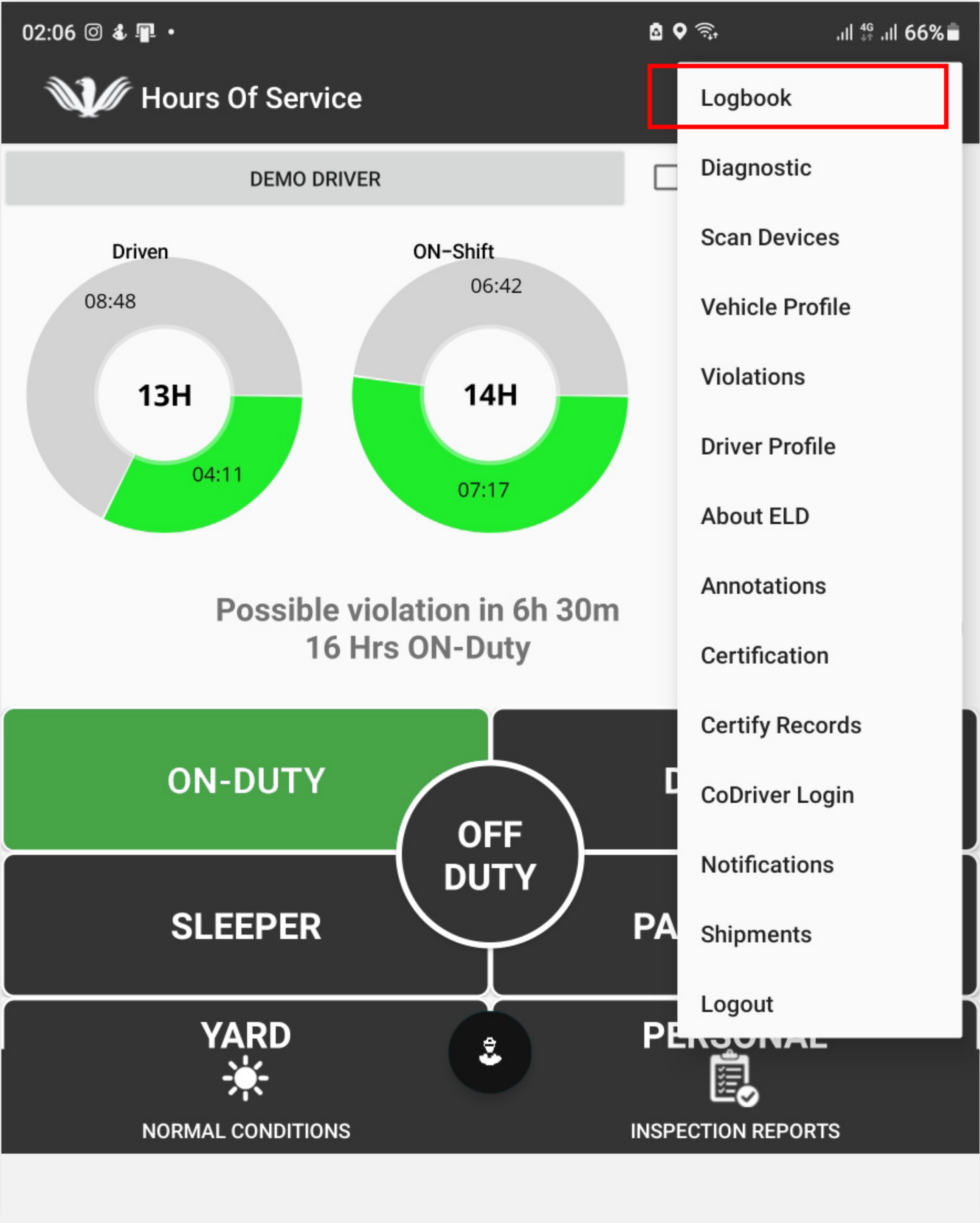
Save & Finish

Clear

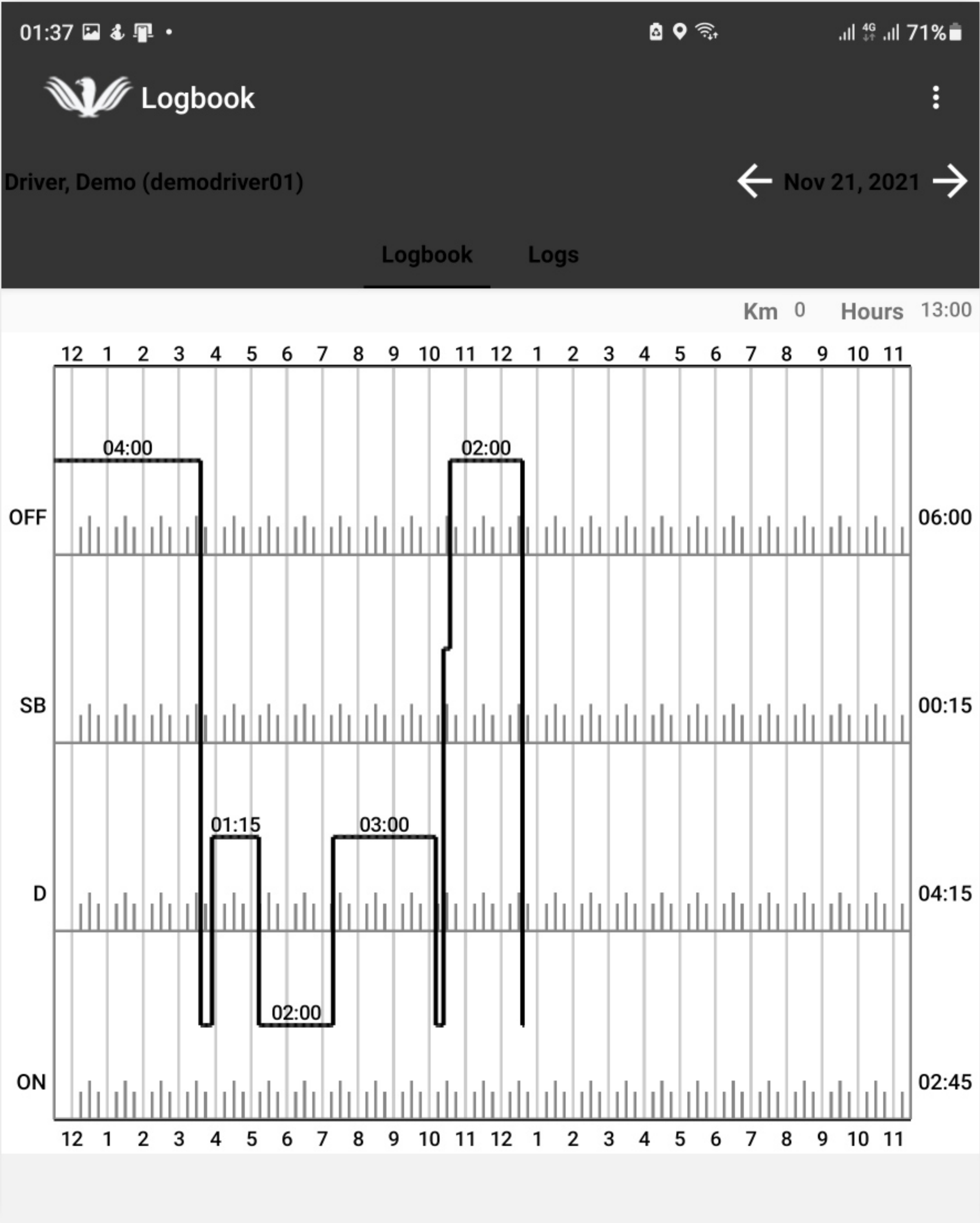
I declare that the vehicle(s) listed has (have) been inspected in accordance with SCHEDULE 1 (HT 199/07).

Logbook

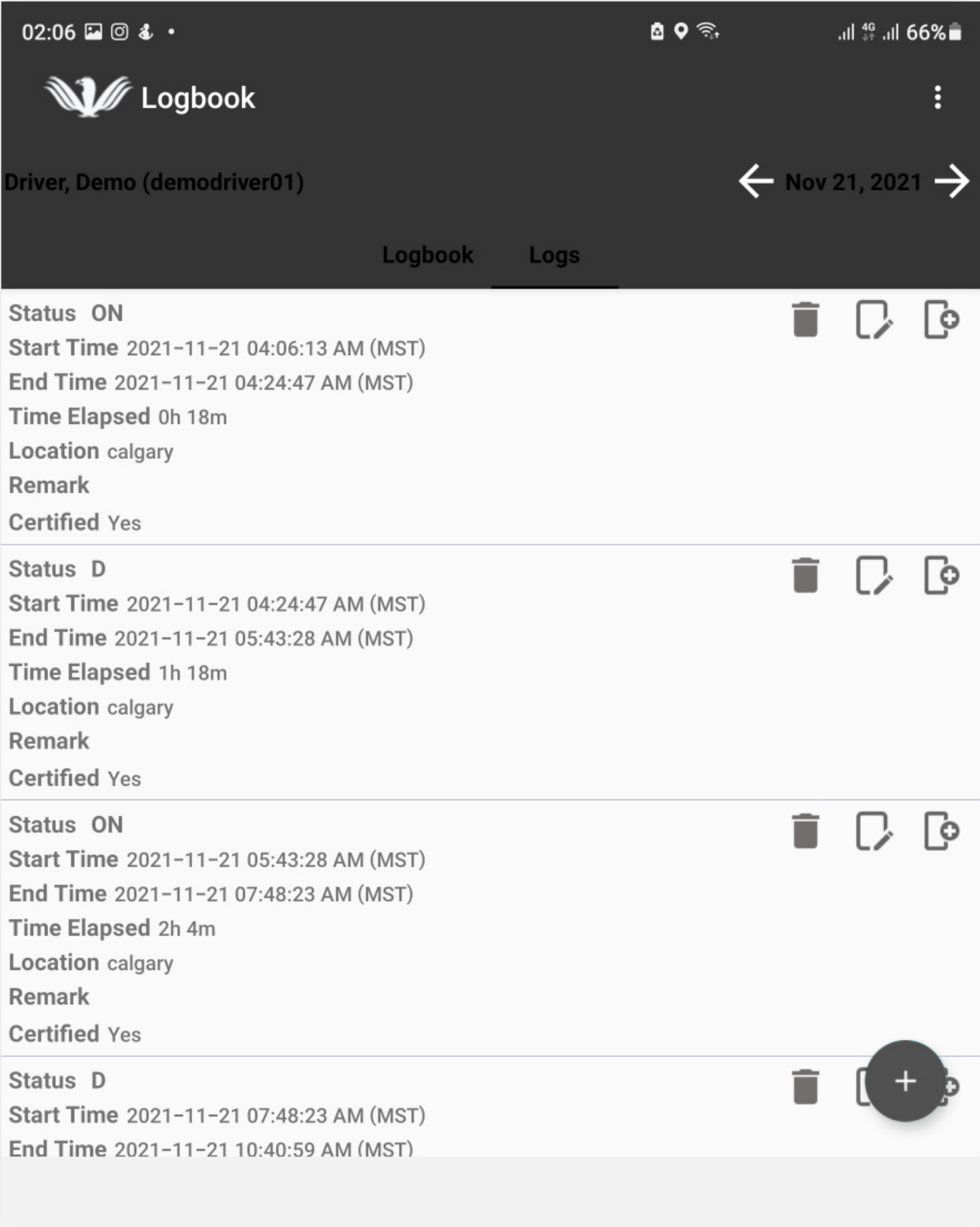
→ Click on Logbook and then it will show the graph



Logbook Graph



Click on Logs
then it will show the detail log



Add new logs by click plus button
and can also edit or delete existing logs

02:06

4G 66%

Logbook

Driver, Demo (demodriver01)

←

Nov 21, 2021

→

Logbook

Logs

Status ON

Start Time 2021-11-21 04:06:13 AM (MST)

End Time 2021-11-21 04:24:47 AM (MST)

Time Elapsed 0h 18m

Location calgary

Remark

Certified Yes

Status D

Start Time 2021-11-21 04:24:47 AM (MST)

End Time 2021-11-21 05:43:28 AM (MST)

Time Elapsed 1h 18m

Location calgary

Remark

Certified Yes

Status ON

Start Time 2021-11-21 05:43:28 AM (MST)

End Time 2021-11-21 07:48:23 AM (MST)

Time Elapsed 2h 4m

Location calgary

Remark

Certified Yes

Status D

Start Time 2021-11-21 07:48:23 AM (MST)

End Time 2021-11-21 10:40:59 AM (MST)



Add New Logs

02:08

Fleet Hawks ELD

4G
↓↑

65%

Select your Status

ON

▼

Start Date

2021-11-21

Start Time

13:37

Location

Unknown, Unknown

Remark




Remark





CONFIRM CHANGES





Violations


03:14





4G

 85%


Violations


	11-Hours Limit	
Time		2021-11-19 04:07:59 PM (MST)




	14-Hours Limit	
Time		2021-11-19 03:19:42 PM (MST)




Driver Profile

02:10



 4G  65%

 Driver Profile

ID	demodriver03	
Carrier Name	DOT Logistics	
Carrier ID	4545454	
Home Base	Yard	
Time Zone	Mountain	
License State	AB	
License Number	WE1256FG	
Operating Mode	ELD	
Rule Set	Canada, 70 Hours/7 Days	▼
Distance/Volume	Km/Liters	▼
Starting 24h time	Midnight	
<div><input type="checkbox"/> Exemption</div>		



Select the current cycle as per the region

02:11

Driver Profile

ID

Carrier Name

Carrier ID

Home Base

Time Zone

License State

License Number

Operating Mode

Rule Set

Distance/Volume

Starting 24h time

demodriver03

DOT Logistics

4545454

California, 80 Hours/8 Days

California Tanker, 60 Hours/7 Days

Canada, 70 Hours/7 Days

Canada, 120 Hours/14 Days

Florida 70 Hours/7 Days

Florida 80 Hours/8 Days

Mexico NOM-087

Oilfields, 60 Hours/7 Days

Oilfields, 70 Hours/8 Days

Passenger 60 Hours/7 Days

Passenger 70 Hours/8 Days

Texas Intrastate, 70 Hours/7 Days

Texas Oilfields, 70 Hours/7 Days




Annotations

Annotations	
Post-TI	Annotation
Post-TI	Annotation
Loading	Annotation
Loading	Annotation
Loading	Annotation
Hooking	Annotation
Pre-TI	Annotation
Pre-TI	Annotation
Unloading	Annotation






Certification













Certify Records

02:07







 4G  78% 

 Certify Records

Certify Records



2021-11-22 12:00:00 AM (MST) – 2021-11-23 12:00:00 AM (MST) 

Warning

I hereby certify that my data entries and my record of duty status for this 24-hour period are true and correct

NOT READY

AGREE

CANCEL

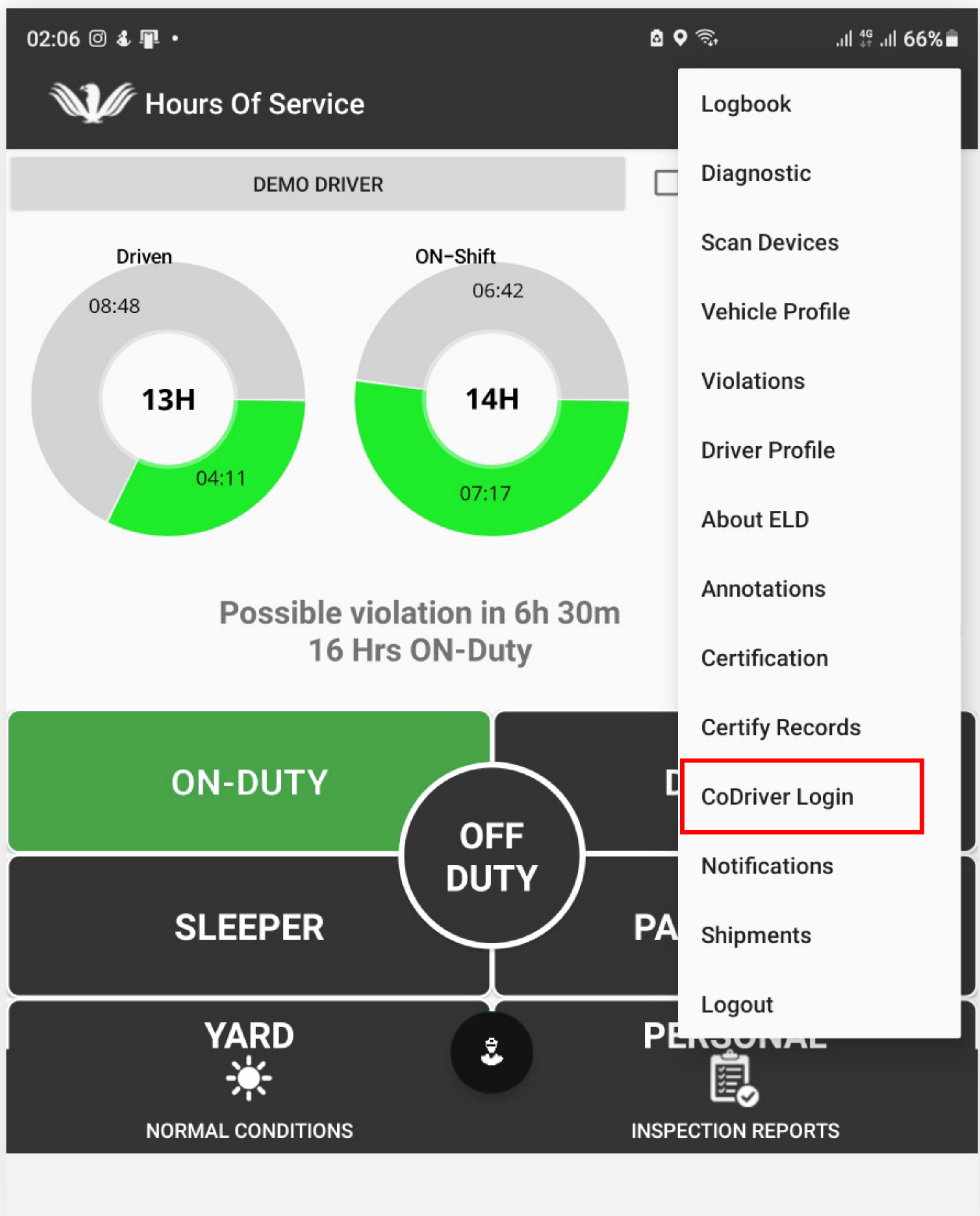
CERTIFY

34

Fleet Hawks Inc ELD Driver APP Guide Book











Click on Co Driver Login
and it will redirect to the login page








Co Driver Login Screen

00:11    •

 4G  79% 

Username

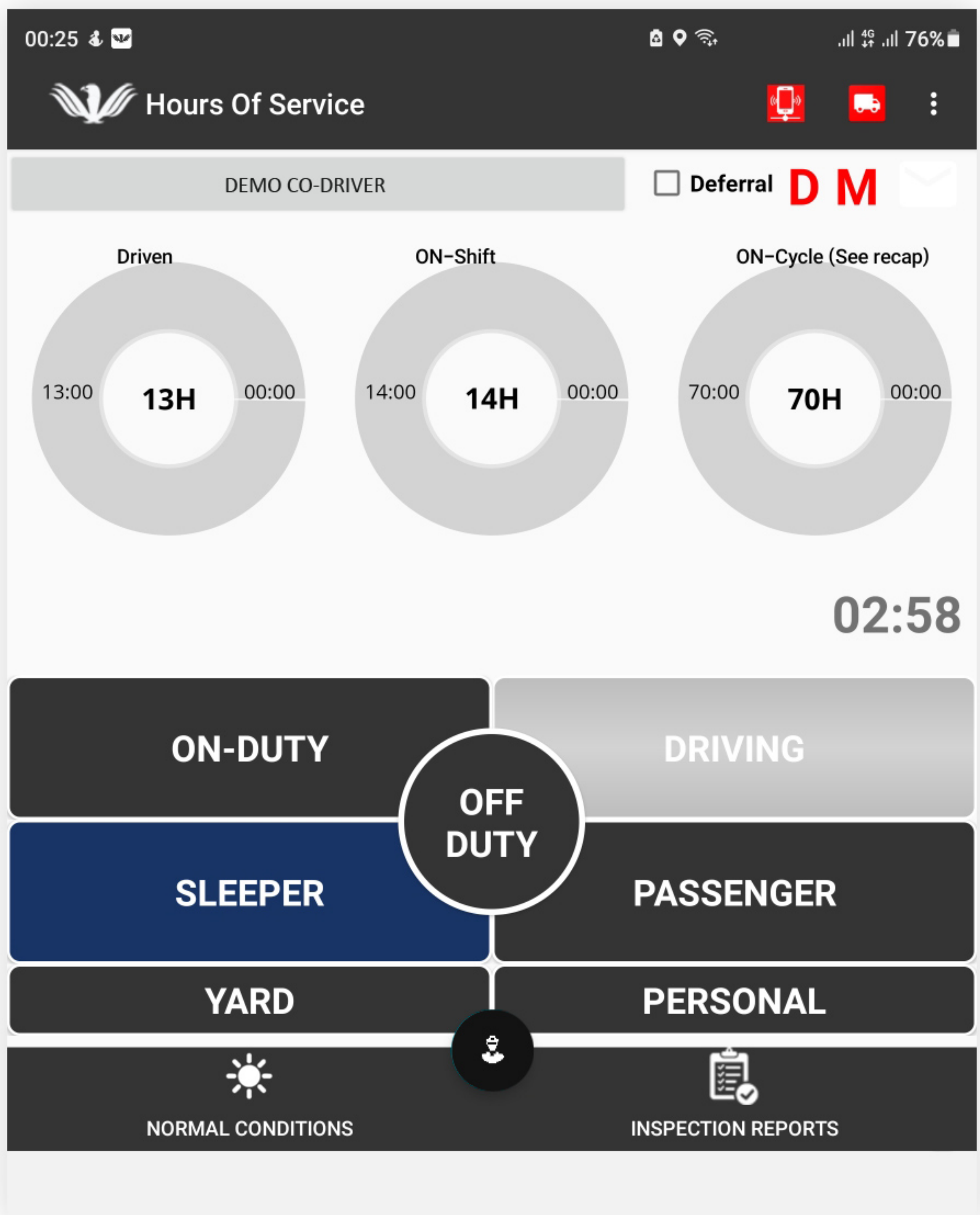
Password

Login



HOS (Hours of Service)




- We can switch driver by clicking on driver name
- We can see below that driving button is disable due to main driver is driving
- Co-driver can add DVIR by pressing Inspection Reports













Shipment

02:12









Shipment

Est. pickup date




2021-11-22

Est. pickup time




13:42

Est. delivery date



2021-11-22

Est. delivery time



14:42

Shipper

Number

Commodity

Additional comments (optional)

SAVE



DOT Inspection

23:22



4G 85%



DOT Inspection

PRINT-DISPLAY LOGS

EXPORT ELD DATA FILE

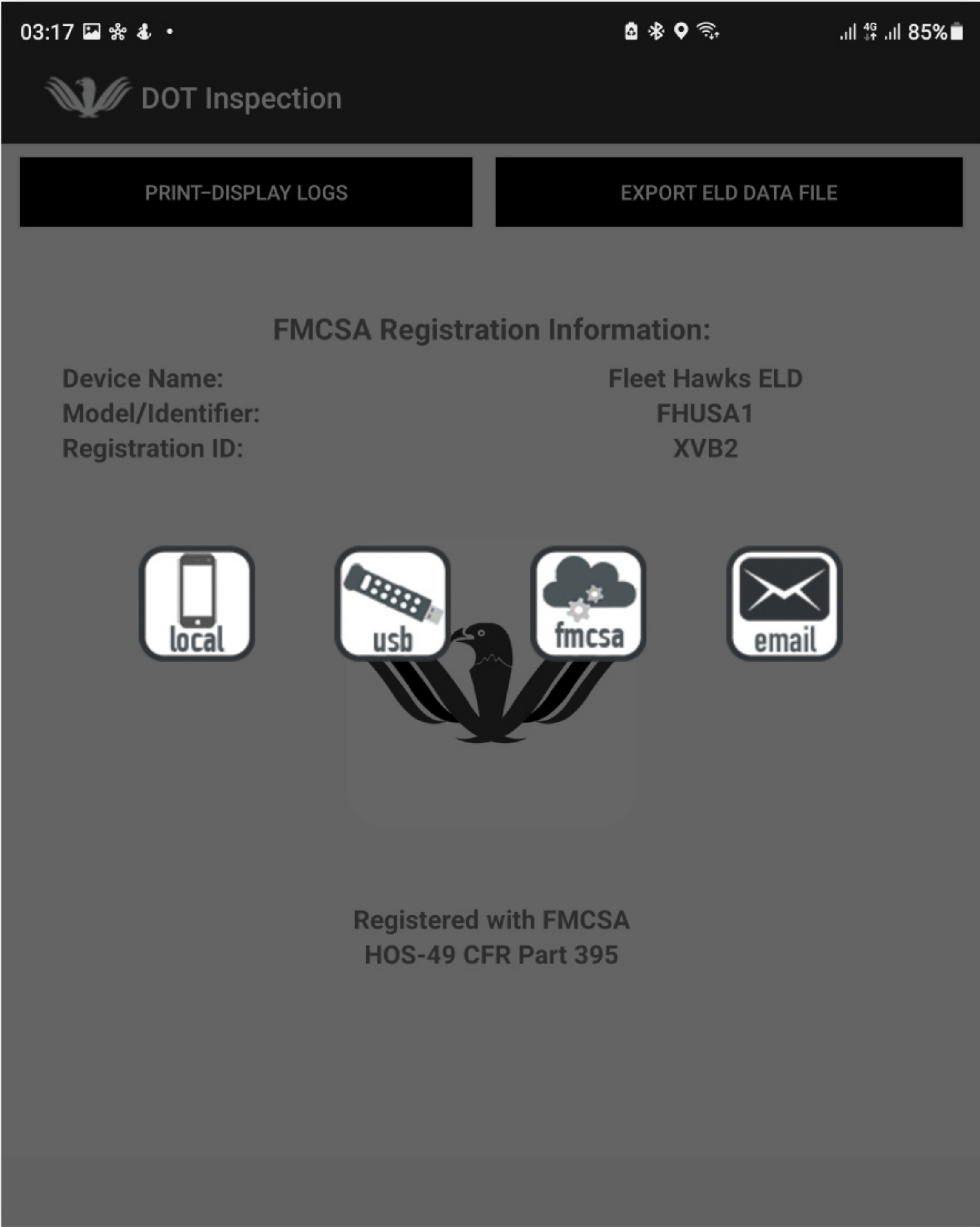
FMCSA Registration Information:



Registered with FMCSA
HOS-49 CFR Part 395



Export ELD Data Option For US





Non-ECM Compliance Compatibility

**FLEET HAWKS ELD
is not compatible with
non-ECM powered equipment**

